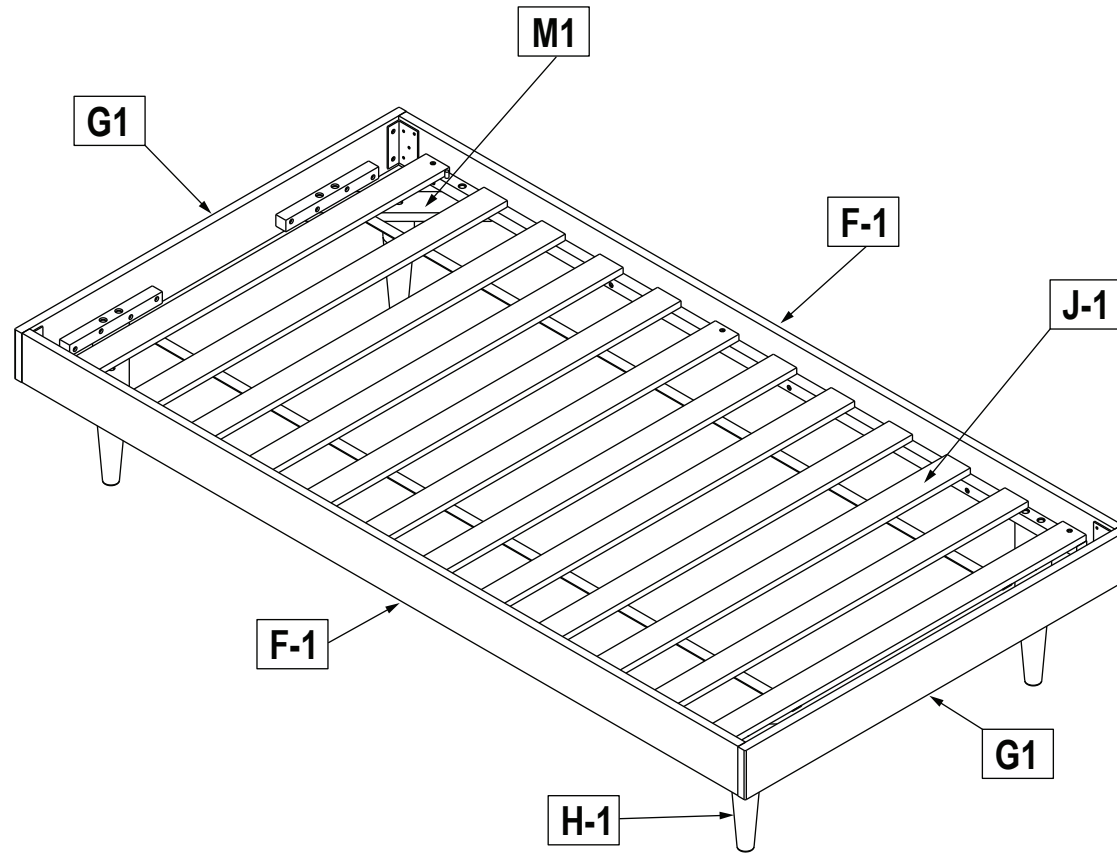


ASSEMBLY INSTRUCTIONS:

52011 T PLATFORM BED



52011 T PLATFORM BED

ASSEMBLY INSTRUCTIONS


Read these instructions carefully and keep for future reference. Refer to parts inventory for guidance, and ensure you have all pieces before starting.

When assembling, place all parts on a soft, clean, and flat surface such as a carpet to prevent scratches.


If you're having difficulty, our friendly Customer Care team is always here to help. Call us at 1.336.861.0604 during business hours, email parts@comfortpointe.com.

Attention : Veuillez Lire Toutes Les Instructions Avant De Commencer L'assemblage De Ce Produit. Les Pièces Sont Lourdes. Pour Éviter Toute Blessure Et Pour Vous Assurer Que Le Produit N'est Pas Endommagé Pendant L'assemblage, Nous Vous Recommandons De Faire Appel À Une Ou Plusieurs Autres Personnes.

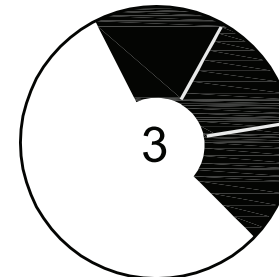
Cuidado: Favor De Leer Todas Las Instrucciones Antes De Ensamblar Su Producto. Estas Piezas Son Pesadas. Para Prevenir Heridas Personales Y Asegurar Que Su Producto No Sea Dañado Mientras Es Ensamblado, Se Recomienda La Asistencia De Una O Más Personas.



TIME



OF PEOPLE



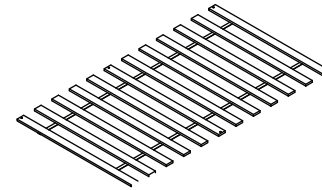

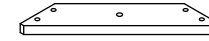
DIFFICULTY

Important: Use hand tools for assembly. Power tools can lead to over-tightening and damage.

52011 T PLATFORM BED

Parts List

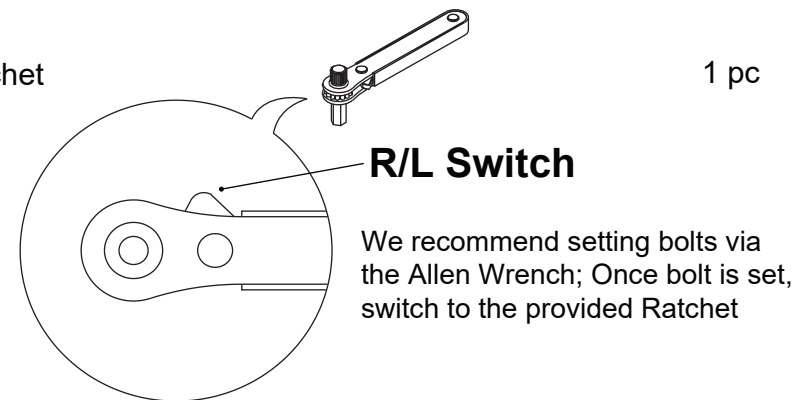
CODE	DESCRIPTION	QTY	CODE	DESCRIPTION	QTY
F-1	Side Rail	2 pcs	M1	Corner Wedge	4 pcs
G-1	Footboard	2 pcs	J1	Slats	1 set
H1	Legs	4 pcs			







52011 T PLATFORM BED

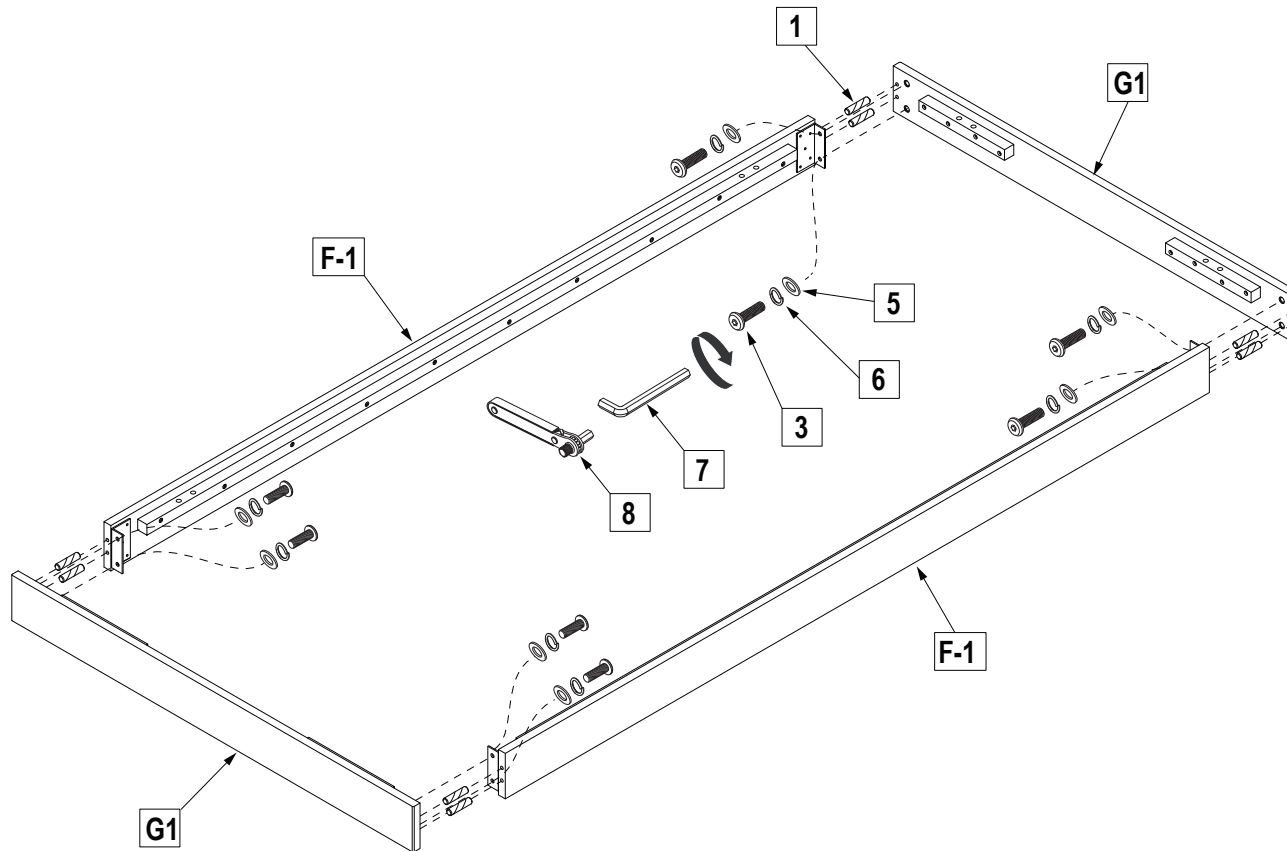
Hardware List

CODE	DESCRIPTION	QTY	CODE	DESCRIPTION	QTY
1	Dowel Ø8x30mm	12 pcs	5	Flat Washer Ø16	24 pcs
2	Bolt M8x45mm	16 pcs	6	Lock Washer Ø13	24 pcs
3	Bolt M8x20mm	8 pcs	7	Allen Wrench	1 pc
4	Screw #8x30mm	6 pcs	8	Ratchet	1 pc



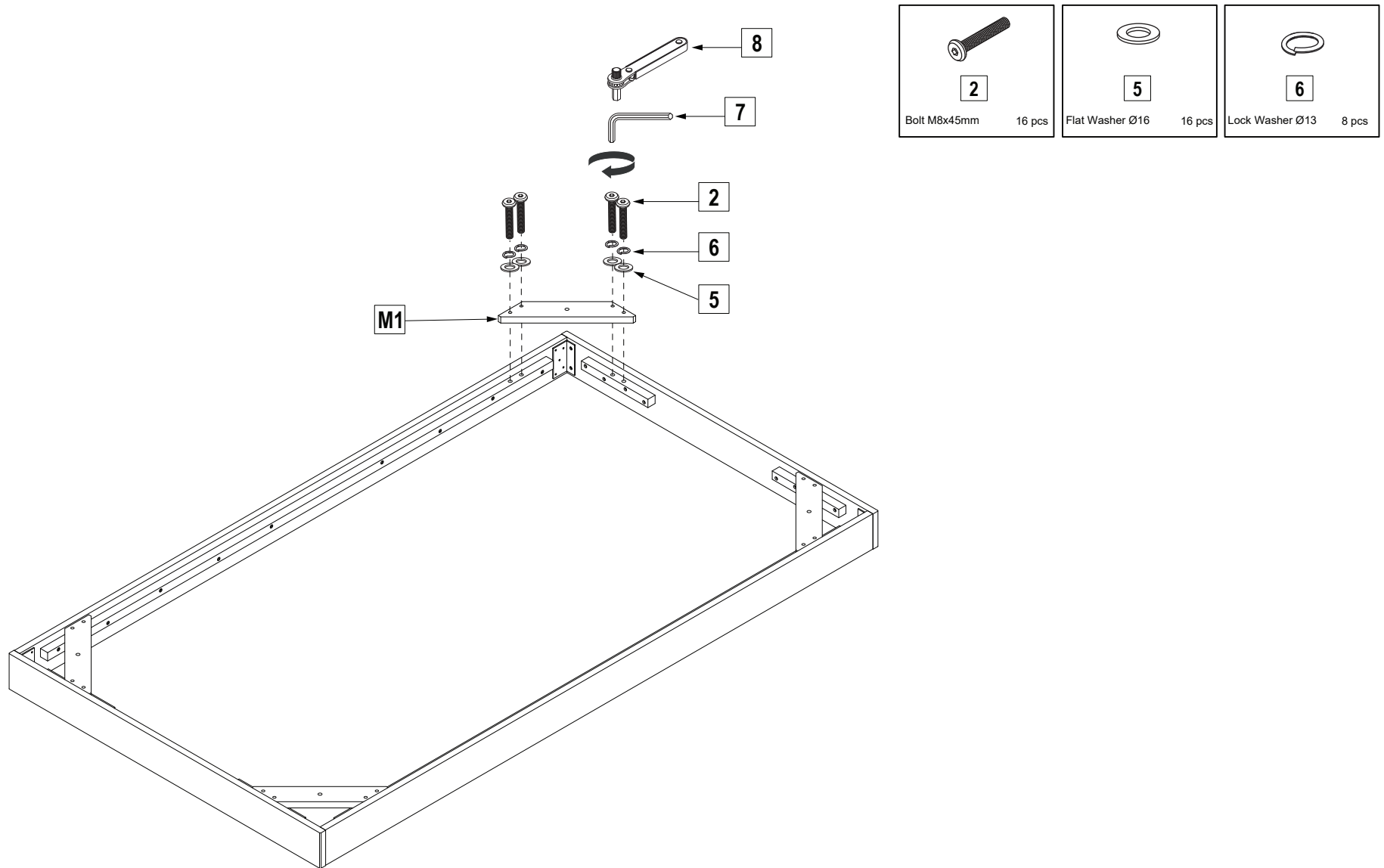
1

 1 Dowel Ø8x30mm 8 pcs	 3 Bolt M8x20mm 8 pcs	 5 Flat Washer Ø16 8 pcs	 6 Lock Washer Ø13 8 pcs
--	---	--	--



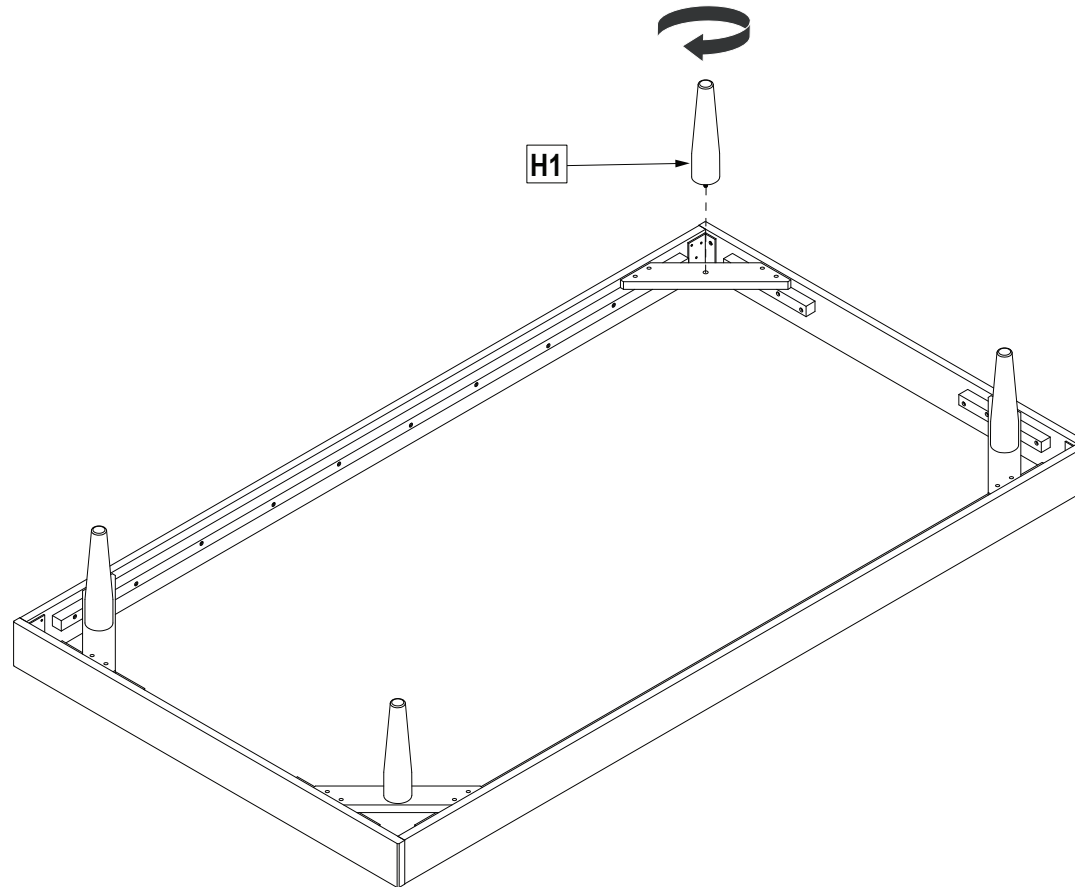
If you're having difficulty, our friendly Customer Care team is always here to help.
Call us at 1.336.861.0604, email: parts@comfortpointe.com.

2



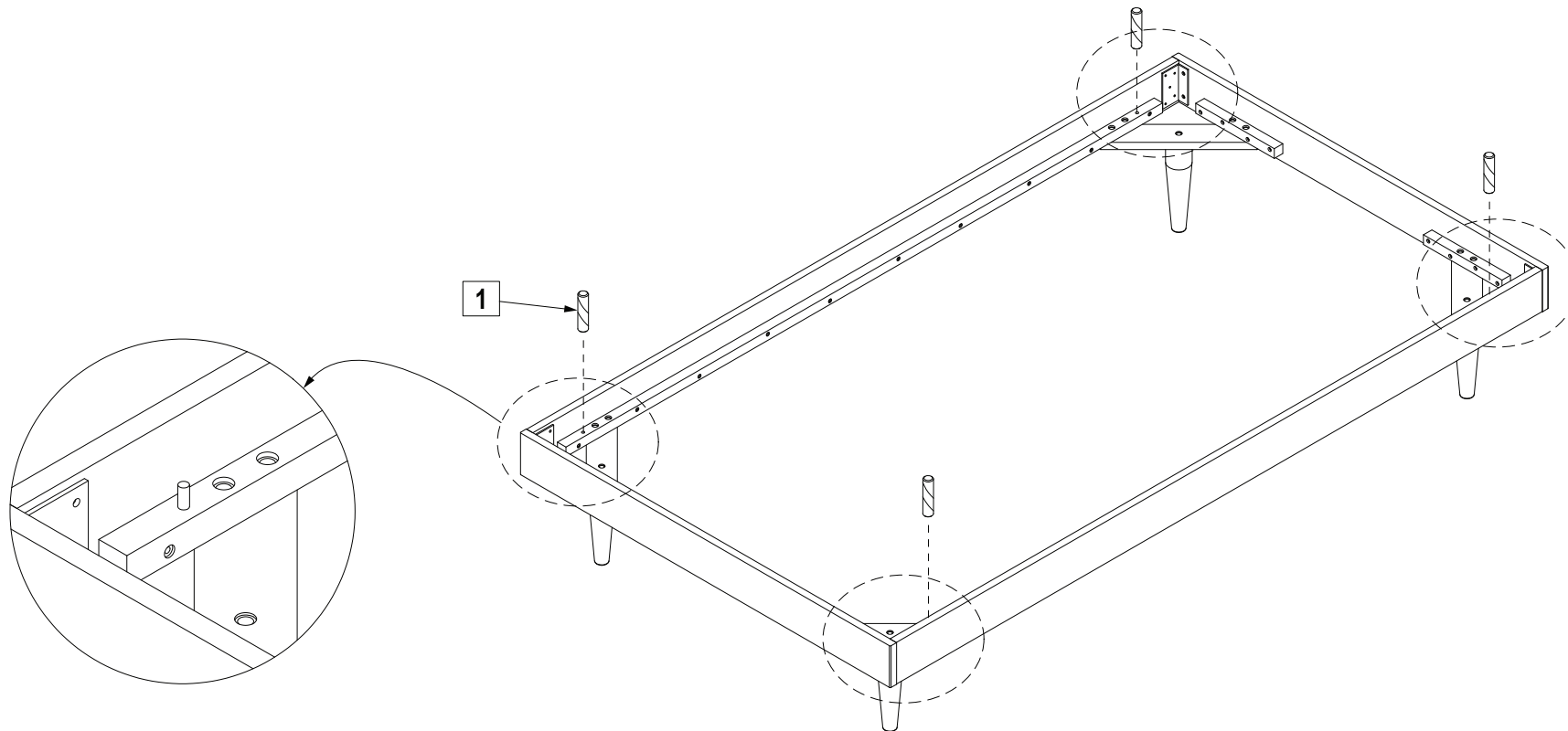
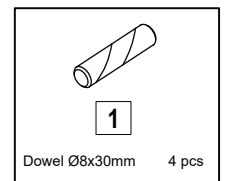
If you're having difficulty, our friendly Customer Care team is always here to help.
Call us at 1.336.861.0604, email: parts@comfortpointe.com.

3




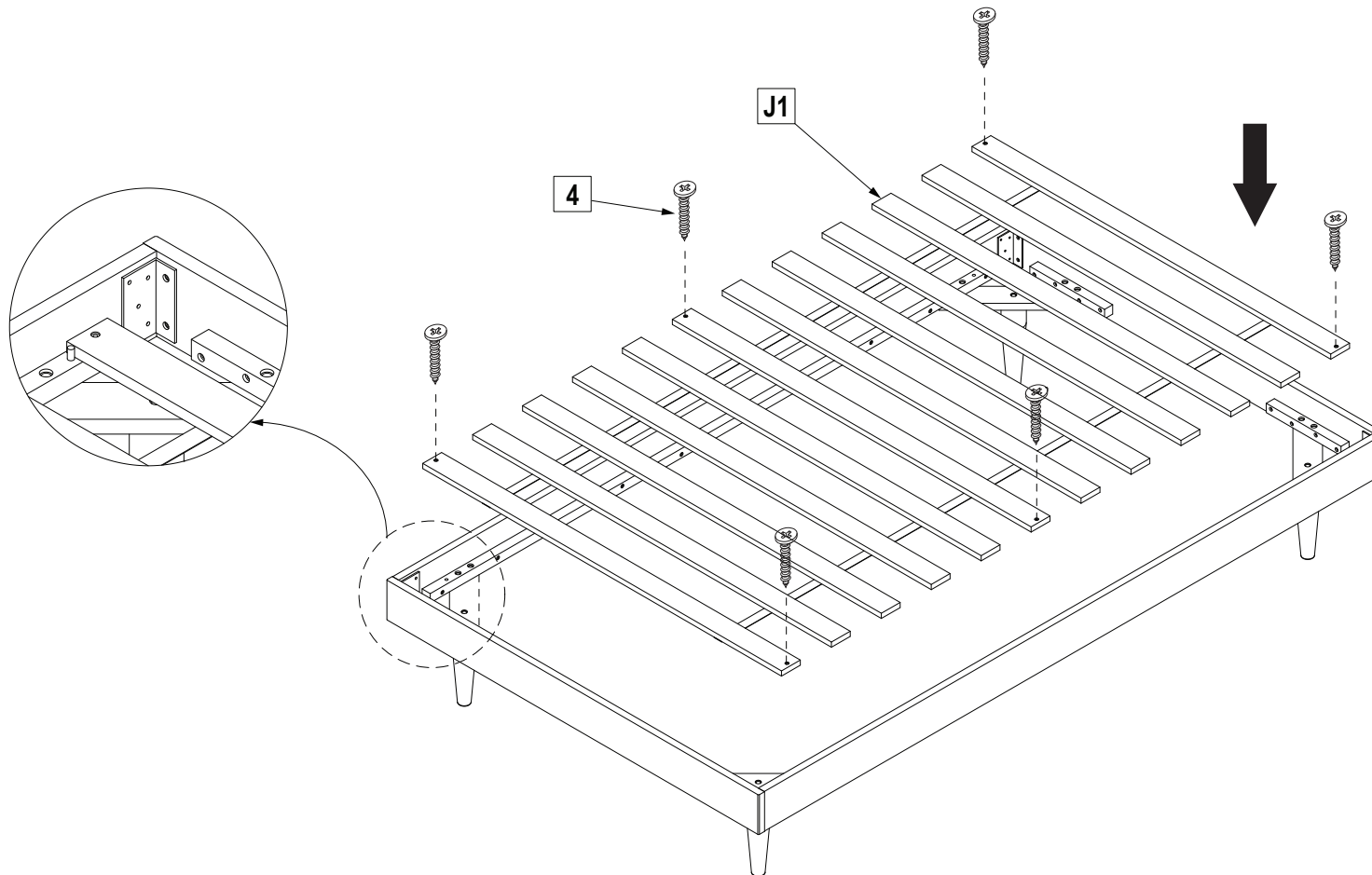
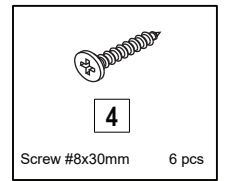
If you're having difficulty, our friendly Customer Care team is always here to help.
Call us at 1.336.861.0604, email: parts@comfortpointe.com.

4

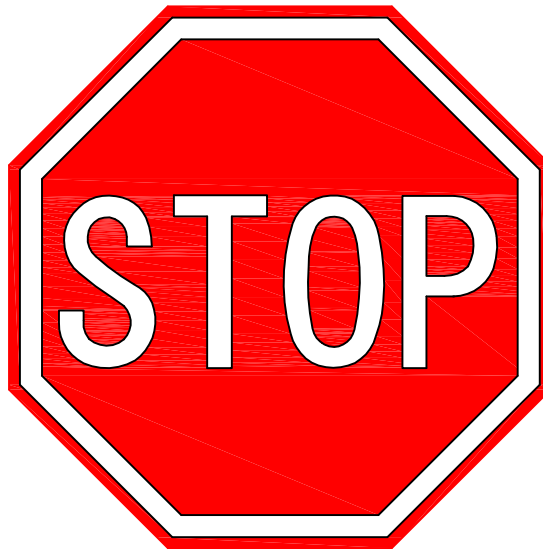


If you're having difficulty, our friendly Customer Care team is always here to help.
Call us at 1.336.861.0604, email: parts@comfortpointe.com.

5



If you're having difficulty, our friendly Customer Care team is always here to help. Call us at 1.336.861.0604, email: parts@comfortpointe.com.



*******IMPORTANT MESSAGE*******

Please check to insure you have received all parts listed on the instruction sheet provided. If you did not receive all parts or received damaged parts please email or call the following:

Email : Parts@comfortpointe.com

Phone : 336-861-0604 Contact : Parts Department

Office hours :

8am to 4pm EST Mon-Thur

8am to 3pm EST Friday

You will need to provide the item number purchased, your reference number, and identify which part is missing/damaged, all parts orders are considered priority.

Thank You