








ASSEMBLY INSTRUCTIONS

DESCRIPTION : MIRROR

Thank you for purchasing this quality product. Be sure to check all packing material carefully for small Hardware which may have some loose inside the carton during shipment. Identify and count all Hardware. Identify and count all Hardware and compare with the Hardware List Below.

| PARTS LIST | | | | HARDWARE LIST | | | | |
|------------|----------------|---|------|---------------|---------------|--|------------|------|
| No. | Description | Sketch | Q'ty | No. | Description | Sketch | Size | Q'ty |
| A | Mirror |  | 1pc | 1 | Allen Bolt |  | Ø1/4"x38mm | 8pcs |
| B | Mirror Support |  | 2pcs | 2 | Spring Washer |  | Ø1/4" | 8pcs |
| C | Dresser |  | 1pc | 3 | Flat Washer |  | Ø1/4"x19mm | 8pcs |
| | | | | 4 | Allen Key |  | 4mm | 1pc |

