





220x135mm

Open Guide

-  **1** Put the mattress on a flat and clean place
-  **2** Cut the scotch tape and make sure not to cut the PVC vacuum bag inside.
-  **3** Carefully unroll the vacuum-sealed mattress on the bed or in a clean area.
-  **4** Cut the edge of the vacuum bag and wait for the magic.
-  **5** Remove the bag and enjoy the sleep (it takes around 24-72 hours for full expansion)

Hi!

moun moon

We joined the marathon in Los Angeles last year and met many friends. After the wildfires, we helped them and believe that people need more encouragement. We agree with that people need more than a mattress now which is a launcher to bravely move towards tomorrow.

In the future, we hope to bring our products to the mountain where we made the decision. It sounds a bit ridiculous, but at least let it enter your home first, and help you to tell your story.