

Features

- ExoCrylic™
- Oval shape.
- Drop-in installation.
- Molded lumbar support and armrests for comfort.
- Reversible drain.
- 60" (1524 mm) x 40" (1016 mm) x 17-5/8" (448 mm)



Codes/Standards




CSA B45.5/IAPMO Z124

KOHLER® One-Year Limited Warranty

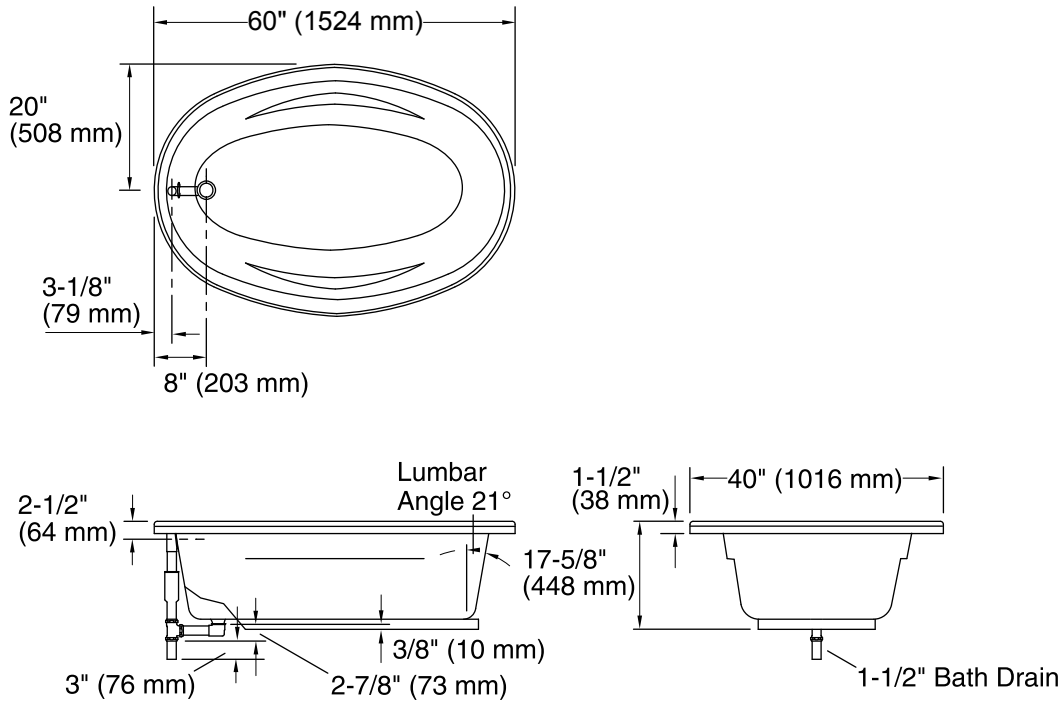
See website for detailed warranty information.

Available Color/Finishes

Color tiles intended for reference only.

Color	Code	Description
	0	White
	96	Biscuit
	47	Almond

No change in measurements if connected with drain illustrated. (K-11677)



Technical Information

All product dimensions are nominal.

Installation:	Drop-in
Drain location:	Reversible
Basin area, bottom:	46" x 19" (1168 mm x 483 mm)
Basin area, top:	55" x 29" (1397 mm x 737 mm)
Weight:	46 lbs (20.9 kg)
Minimum floor load:	31 lbs/ft ² (151.4 kg/m ²)
Water depth:	14" (356 mm)
Water capacity:	54 gal (204.4 L)
Template:	Drop-in, 114859-7, required, not included

Notes

Measure your actual product for roughing-in details.

Install this product according to the installation guide.