
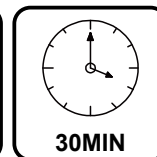



# Outsunny

IN241000130V01\_GL

**865-028V00**



EN\_ IMPORTANT, RETAIN FOR FUTURE REFERENCE: READ CAREFULLY.

FR\_ IMPORTANT: A LIRE ATTENTIVEMENT ET A CONSERVER POUR VOUS Y REFRERER ULTERIEUREMENT.

ES\_ IMPORTANTE, LEA DETENIDAMENTE Y GUARDE PARA FUTURAS REFERENCIAS.

PT\_ IMPORTANTE, GARDE PARA FUTURA REFERÊNCIA, LEIA ATENTAMENTE.

DE\_ WICHTIG! SORGFÄLTIG LESEN UND FÜR SPÄTER NACHSCHLAGEN AUFBEWAHREN.

IT\_ IMPORTANTE, LEGGERE E CONSERVARE QUESTO MANUALE D'ISTRUZIONE PER UN USO FUTURO.

## Safety Information

- Assemble on a flat, stable, and clean surface to avoid damage to the product.
- Keep small parts away from children to prevent choking hazards.
- Ensure all screws and fittings are securely tightened to maintain structural integrity.
- Do not exceed the recommended weight capacity for shelves.
- **Warning:** Improper assembly may result in instability or injury. Follow all instructions carefully.

## Care and Maintenance

- Clean the wicker surfaces with a soft, damp cloth and mild soap. Avoid harsh chemicals.
- Tighten screws periodically to maintain stability.
- Avoid exposing the cabinet to prolonged moisture or direct sunlight to prevent damage to the wicker.

## Informations de sécurité

- Assemblez sur une surface plane, stable et propre pour éviter d'endommager le produit.
- Gardez les petites pièces hors de portée des enfants pour éviter les risques d'étouffement.
- Assurez-vous que toutes les vis et fixations sont bien serrées pour maintenir l'intégrité structurelle.
- Ne dépassez pas la capacité de poids recommandée pour les étagères.
- **Attention:** Un assemblage incorrect peut entraîner une instabilité ou des blessures. Suivez attentivement toutes les instructions.

## Entretien et maintenance

- Nettoyez les surfaces en osier avec un chiffon doux et humide et du savon doux. Évitez les produits chimiques agressifs.
- Resserrez les vis périodiquement pour maintenir la stabilité.
- Évitez d'exposer l'armoire à une humidité prolongée ou à la lumière directe du soleil pour prévenir les dommages à l'osier.

## Sicherheitsinformationen

- Montieren Sie das Produkt auf einer flachen, stabilen und sauberen Oberfläche, um Beschädigungen zu vermeiden.
- Halten Sie Kleinteile von Kindern fern, um Erstickungsgefahren zu verhindern.
- Stellen Sie sicher, dass alle Schrauben und Befestigungen sicher angezogen sind, um die strukturelle Integrität zu gewährleisten.
- Überschreiten Sie nicht die empfohlene Gewichtskapazität für die Regale.
- **Achtung:** Unsachgemäße Montage kann zu Instabilität oder Verletzungen führen. Befolgen Sie alle Anweisungen sorgfältig.

## Pflege und Wartung

- Reinigen Sie die Korboberflächen mit einem weichen, feuchten Tuch und milder Seife. Vermeiden Sie aggressive Chemikalien.
- Ziehen Sie die Schrauben regelmäßig nach, um die Stabilität zu erhalten.
- Vermeiden Sie eine längere Exposition des Schrankes gegenüber Feuchtigkeit oder direkter Sonneneinstrahlung, um Schäden am Korbgeflecht zu verhindern.

## Información de seguridad

- Monte el producto en una superficie plana, estable y limpia para evitar daños al producto.
- Mantenga las piezas pequeñas fuera del alcance de los niños para prevenir riesgos de asfixia.
- Asegúrese de que todos los tornillos y fijaciones estén bien apretados para mantener la integridad estructural.
- No exceda la capacidad de peso recomendada para los estantes.
- **Advertencia:** Un montaje incorrecto puede provocar inestabilidad o lesiones. Siga todas las instrucciones cuidadosamente.

## Cuidado y mantenimiento

- Limpie las superficies de mimbre con un paño suave y húmedo y jabón suave. Evite el uso de productos químicos agresivos.
- Apriete los tornillos periódicamente para mantener la estabilidad.
- Evite exponer el armario a humedad prolongada o luz solar directa para prevenir daños al mimbre.

## Informações de segurança

- Monte o produto numa superfície plana, estável e limpa para evitar danos ao produto.
- Mantenha as peças pequenas fora do alcance das crianças para evitar riscos de asfixia.
- Certifique-se de que todos os parafusos e fixações estão bem apertados para manter a integridade estrutural.
- Não exceda a capacidade de peso recomendada para as prateleiras.
- **Aviso:** Uma montagem inadequada pode resultar em instabilidade ou lesões. Siga todas as instruções cuidadosamente.

## Cuidados e manutenção






- Limpe as superfícies de vime com um pano macio e úmido e sabão neutro. Evite produtos químicos agressivos.
- Aperte os parafusos periodicamente para manter a estabilidade.
- Evite expor o armário a umidade prolongada ou luz solar direta para prevenir danos ao vime.






## Informazioni sulla sicurezza



- Assemblare su una superficie piana, stabile e pulita per evitare danni al prodotto.
- Tenere le parti piccole lontano dalla portata dei bambini per prevenire rischi di soffocamento.
- Assicurarsi che tutte le viti e i fissaggi siano ben stretti per mantenere l'integrità strutturale.
- Non superare la capacità di peso raccomandata per i ripiani.
- **Avvertenza:** Un assemblaggio non corretto può causare instabilità o lesioni. Seguire attentamente tutte le istruzioni.

## Cura e manutenzione

- Pulire le superfici in vimini con un panno morbido e umido e sapone neutro. Evitare prodotti chimici aggressivi.
- Stringere le viti periodicamente per mantenere la stabilità.
- Evitare di esporre l'armadio a umidità prolungata o luce solare diretta per prevenire danni ai vimini.

NO.	A	B	C	D	E
PARTS					
QTY	1	1	1	1	2

NO.	F	G	H	I	J
PARTS					 M6*35
QTY	1	1	1	1	30(+2spare)

NO.	K	L
PARTS	 M6	 M6
QTY	30(+2spare)	1

**EN**\_Do not confuse similar screws.Do not tighten bolts fully until all parts are connected!  
**FR**\_Ne pas confondre des vis similaires.Ne serrez pas les boulons à fond tant que toutes les pièces ne sont pas connectées!

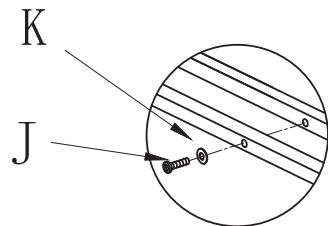
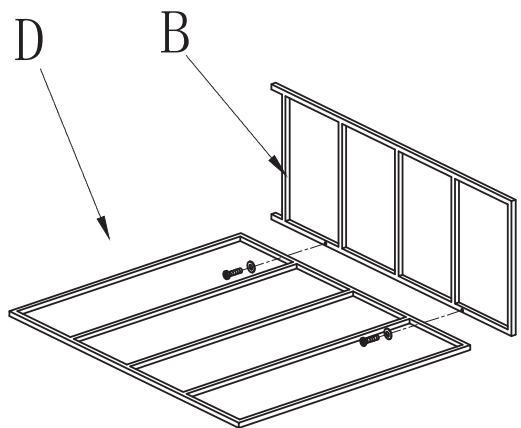
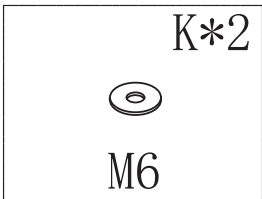
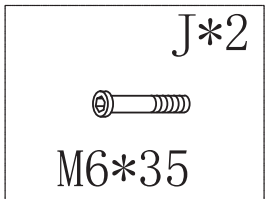
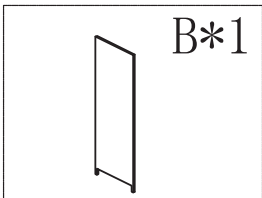
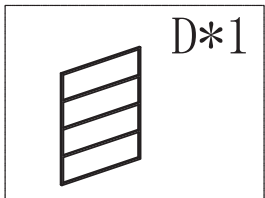
**ES**\_No confunda tornillos similares.No apriete los tornillos completamente hasta que todas las partes están conectadas!

**PT**\_Não confundir parafusos semelhantes. Não apertar completamente os parafusos até que todas as peças estejam encaixadas!

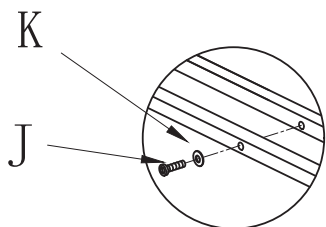
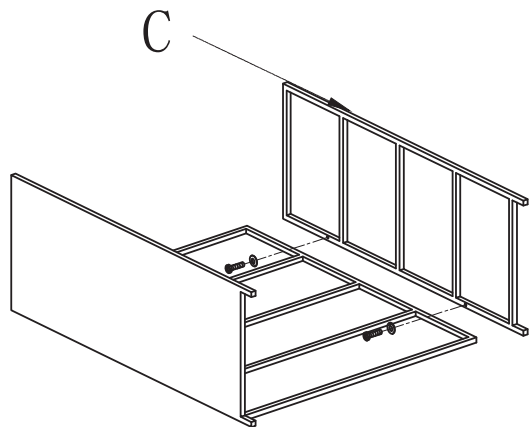
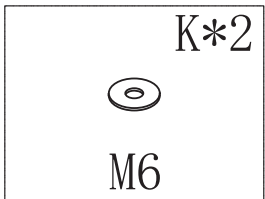
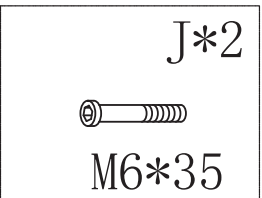
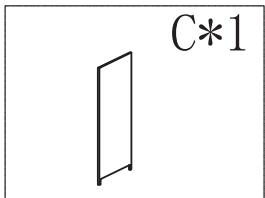
**DE**\_Verwechseln Sie ähnliche Schrauben nicht.Ziehen Sie die Schrauben erst fest an, wenn alle Teile verbunden sind!

**IT**\_Non confondere le viti simili.non serrare completamente i bulloni fino a tutte le parti non sono ancora collegate!

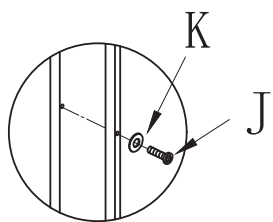
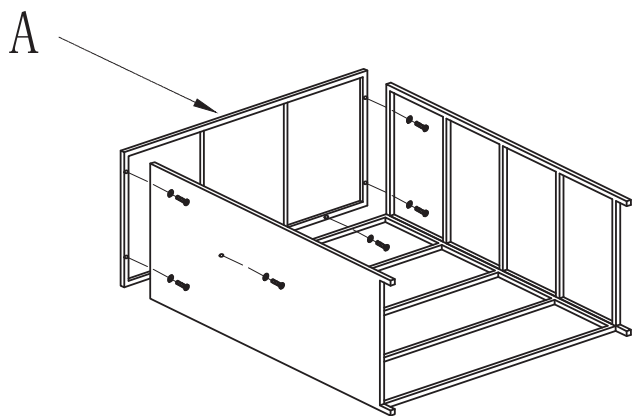
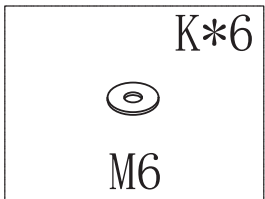
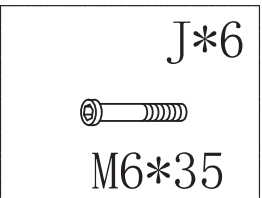
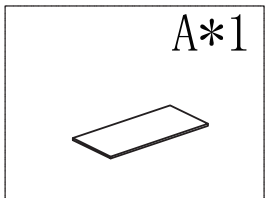
01



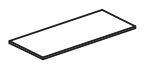
02



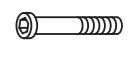
03



E\*1



J\*4

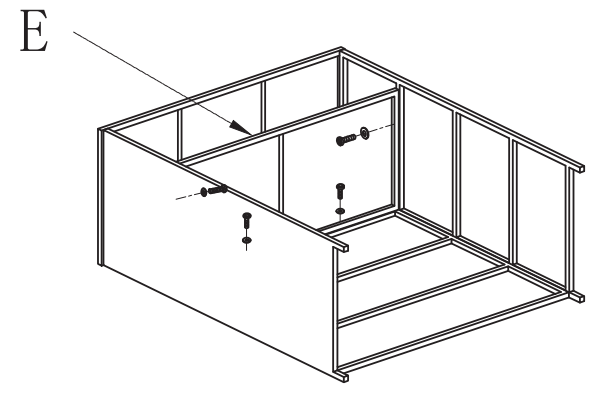
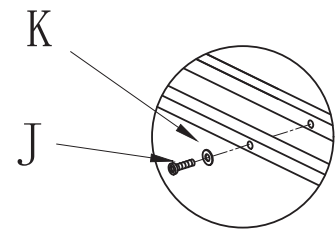


M6\*35

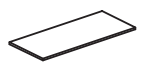
K\*4



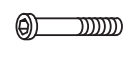
M6



I\*1



J\*4

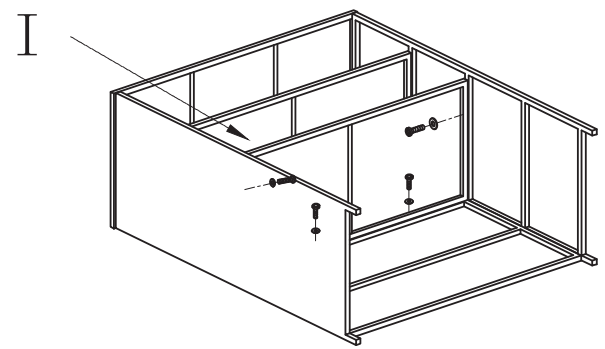
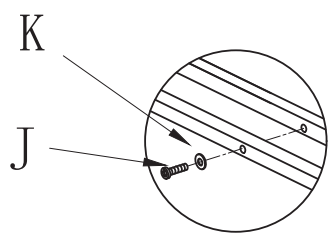


M6\*35

K\*4



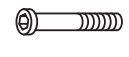
M6



E\*1



J\*4

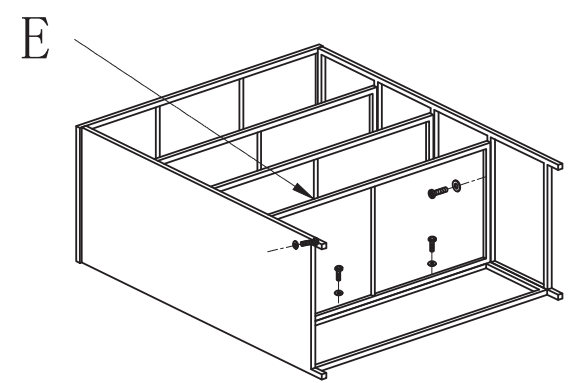
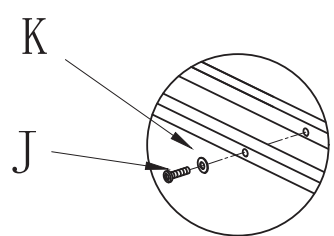


M6\*35

K\*4



M6



F\*1



J\*4

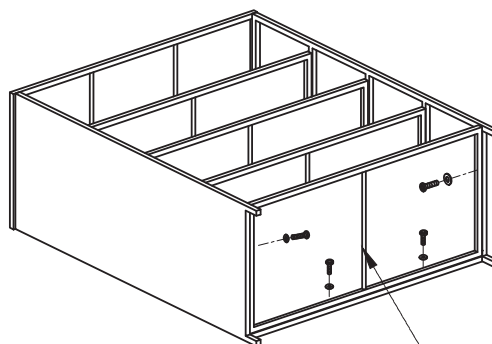
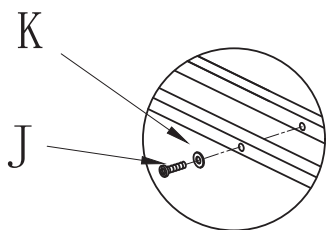


M6\*35

K\*4



M6




F

G\*1



J\*2

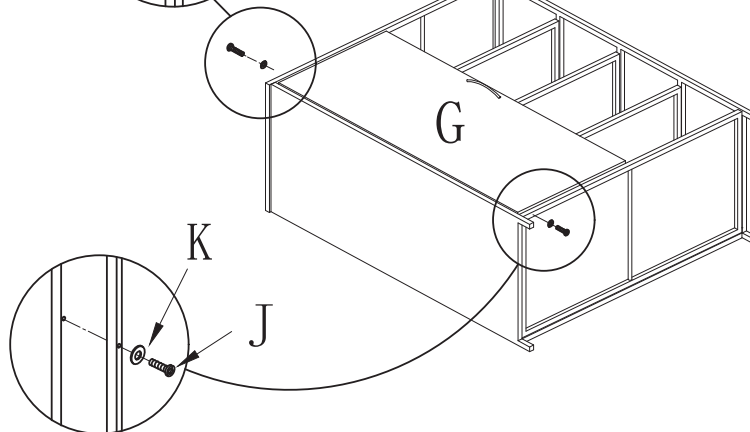
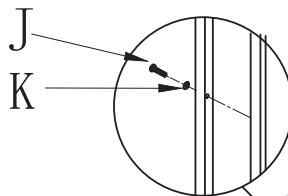


M6\*35

K\*2



M6

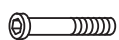


G

H\*1



J\*2

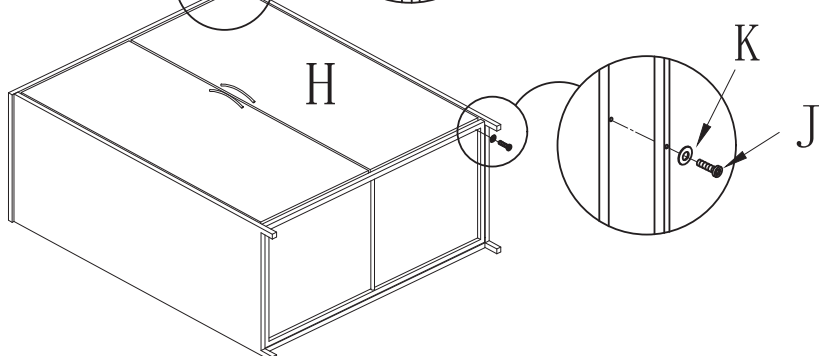
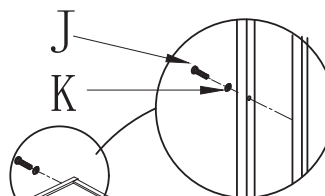


M6\*35

K\*2




M6



H


K


J



If you have any questions, please contact our customer care center, Our contact details are below:

**US**


 001-877-644-9366

 customerservice@aosom.com

Imported by Aosom LLC  
27150 SW Kinsman Rd Wilsonville, OR 97070 USA  
MADE IN CHINA

If you have any questions, please contact our customer care center, Our contact details are below:


**CA**

 416-792-6088

 customerservice@aosom.ca

Imported by Aosom Canada Inc.  
7270 Woodbine Avenue, Unit 307, Markham,  
Ontario Canada L3R 4B9  
MADE IN CHINA

Si vous avez la moindre question, veuillez contacter notre centre d'assistance à la clientèle, Nos coordonnées sont les suivantes:

 416-792-6088

 customerservice@aosom.ca

Importé par Aosom Canada Inc.  
7270 Woodbine Avenue, unité 307,  
Markham, Ontario Canada L3R 4B9  
FABRIQUÉ EN CHINE

If you have any questions, please contact our customer care center, Our contact details are below:

**UK**


 0044-800-240-4004

 enquiries@mhstar.co.uk

IMPORTER ADDRESS:  
MH STAR UK LTD  
Unit 27, Perivale Park,  
Horsenden lane South  
Perivale, UB6 7RH  
MADE IN CHINA

Si vous avez la moindre question, veuillez contacter notre centre d'assistance à la clientèle, Nos coordonnées sont les suivantes:

**FR**

 0033-1-84166106


 aosom@mhfrance.fr

Importé par/Fabricant/REP:  
MH FRANCE  
2 Rue Maurice Hartmann  
92130 Issy Les Moulineaux  
France  
FABRIQUÉ EN CHINE

Wenn Sie Fragen haben, wenden Sie sich bitte an unser Kundendienstzentrum, Unsere Kontaktdaten stehen unten:

**DE**


 +49 40 87408465

 service@aosom.de

ADRESSE DES IMPORTEURE/Hersteller/REP:  
MH Handel GmbH  
Wendenstraße 309  
D-20537 Hamburg  
Germany  
IN CHINA HERGESTELLT

In caso di dubbio, si prega di contattare il nostro centro assistenza clienti, I nostri dettagli di contatto sono di seguito:

**IT**


 0039-0249471447


 clienti@aosom.it

IMPORTATO DA/Produttore/REP:  
AOSOM Italy srl  
Centro Direzionale Milanofiori  
Strada 1 Palazzo F1  
20057 Assago (MI)  
P.I.: 08567220960  
FATTO IN CINA

Si tiene alguna pregunta, comuníquese con nuestro Centro de Atención al Cliente, Nuestros datos de contacto son los siguientes:


**ES**

 0034-931294512

 atencioncliente@aosom.es

IMPORTADOR/Fabricante/REP:  
SPANISH AOSOM, S.L.  
C/ROC GROS, N°15.08550, ELS HOSTALETES DE  
BALENYÀ, SPAIN.  
B66295775  
HECHO EN CHINA

Se tiver alguma dúvida, por favor contacte o nosso Centro de Atendimento ao Cliente, Os nossos dados de contacto são os seguintes:

 0034-931294512

 info@aosom.pt.

IMPORTADOR/Fabricante/REP:  
SPANISH AOSOM, S.L.  
C.ROC GROS N.15, 08550. ELS HOSTALETES DE  
BALENYÀ  
FEITO NA CHINA



**FR**

**DONNEZ  
OU  
RECYCLEZ**



ASSOCIATION

OU



LIVRAISON

OU



DÉCHÈTERIE

Adresses sur [quefairedemesdechets.fr](http://quefairedemesdechets.fr)