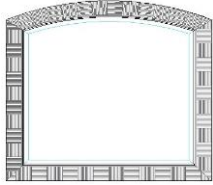
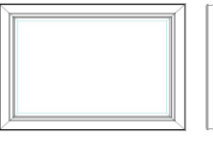

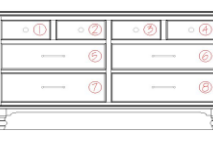


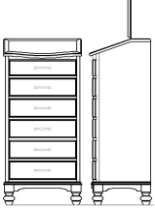

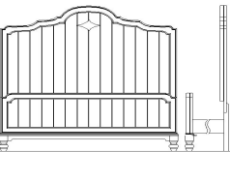

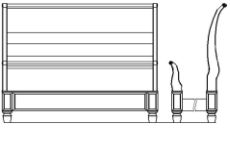

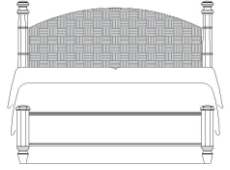
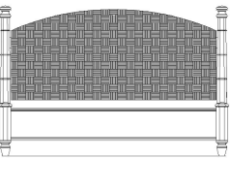

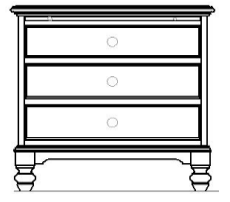

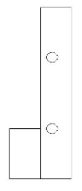
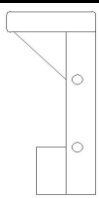
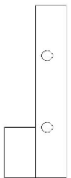
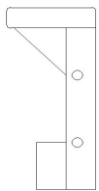
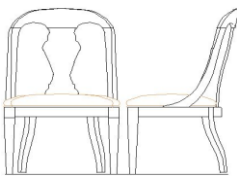

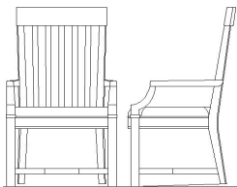
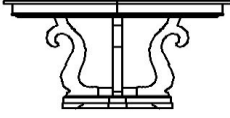

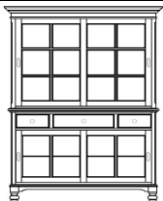
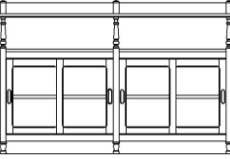
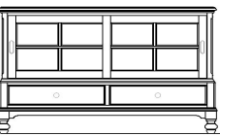




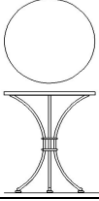
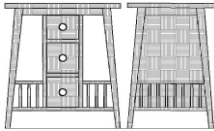
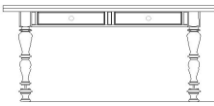
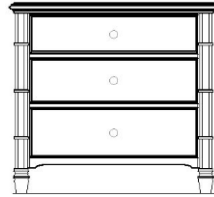
	Finish Name: Blue = Denim; White = Sunwashed Finish; Brown = Driftwood;	<i>Note: Use undermount, soft close, self close drawer guides.</i>	
Birch Solids; Oak Veneers; Paint Grade Veneers	<i>Other materials:</i>		General Information: Includes bedroom, dining room and occasional
Sketch	Style #	Dimensions	Notes
	Weave Mirror	W40 D1 H38	
	Beveled mirror.		*Tinted Natural Finish
	Litchfield Landscape Mirror	W50 D3 1/16 H37	
	Beveled mirror.		*Sunwashed Finish
	Cotswold Landscape Mirror	W42 D2 H37 5/8	
	Beveled mirror.		*Sunwashed Finish
	Weymouth Dresser	W68 D20 H38	
	Eight drawers.	Drawer 1: 13 1/2"w x 13 3/4"d x 4 7/8"h	* Top = Driftwood Finish; Base = Sunwashed Finish
	Adjustable levelers; Center foot.	Drawer 2: 13 1/2"w x 13 3/4"d x 4 7/8"h	
	Removable brown jewelry tray in top right drawer.	Drawer 3: 13 1/2"w x 13 3/4"d x 4 7/8"h	
	Hand holds in back of case.	Drawer 4: 13 1/2"w x 13 3/4"d x 4 7/8"h	
	Bottom two drawers are Cedar lined.	Drawer 5: 29 7/8"w x 13 3/4"d x 6 7/8"h	
		Drawer 6: 29 7/8"w x 13 3/4"d x 6 7/8"h	
		Drawer 7: 29 7/8"w x 13 3/4"d x 7 7/8"h	
	Cotswold Dresser	W56 D20 H42	
	Ten drawers.	Drawer 1: 14 3/4"w x 14"d x 3 7/8"h	* Top = Driftwood Finish; Base = Sunwashed Finish
	Adjustable levelers; Center foot.	Drawer 2: 15 1/4"w x 15 7/8"d x 3 7/8"h	
	Removable brown jewelry tray in top right drawer.	Drawer 3: 14 3/4"w x 14"d x 3 7/8"h	
	Hand holds in back of case.	Drawer 4 & 5: 23 1/2"w x 14"d x 5 3/8"h	
	Bottom two drawers are Cedar lined.	Drawer 6: 14 3/4"w x 14"d x 5 3/8"h	
		Drawer 7: 15 1/4"w x 15 7/8"d x 5 3/8"h	
		Drawer 8: 14 3/4"w x 14"d x 5 3/8"h	
	Carrick Drawer Chest	W40 D20 H54	
	Six drawers.	Drawer 1: 15 1/2"w x 14"d x 5 5/16"h	* Top = Driftwood Finish; Base = Sunwashed Finish
	Adjustable levelers.	Drawer 2: 15 1/2"w x 14"d x 5 5/16"h	
	Bottom drawer is Cedar lined.	Drawer 3: 33 3/8"w x 14"d x 5 5/16"h	
	Hand holds in back of case.	Drawer 4: 33 3/8"w x 14"d x 6 7/16"h	
	Drawer dividers in second and third drawers from the top.	Drawer 5: 33 3/8"w x 14"d x 6 7/16"h	
		Drawer 6: 33 3/8"w x 14"d x 7 5/8"h	

	Finish Name: Blue = Denim; White = Sunwashed Finish; Brown = Driftwood;	<i>Note: Use undermount, soft close, self close drawer guides.</i>	
Birch Solids; Oak Veneers; Paint Grade Veneers	Other materials:		General Information: Includes bedroom, dining room and occasional
Sketch	Style #	Dimensions	Notes
	Lingerie Chest W24 D19 H56		
	Six drawers.	Drawer 1: 19 3/4" w x 14" d x 3 3/4" h	* <u>Top</u> = Driftwood Finish; <u>Base</u> = Sunwashed Finish
	Adjustable levelers.	Drawer 2: 19 3/4" w x 14" d x 4 5/8" h	
	Hand holds in back of case.	Drawer 3: 19 3/4" w x 14" d x 4 5/8" h	
	Two outlet plug & usb in back under the flip up top.	Drawer 4: 19 3/4" w x 14" d x 4 5/8" h	
	Bottom drawer is Cedar lined.	Drawer 5: 19 3/4" w x 14" d x 4 5/8" h	
Removable brown jewelry tray under the flip up top.	Drawer 6: 19 3/4" w x 14" d x 4 5/8" h		
	Door Chest W40 D20 H54		
	Five drawers; Door.	Drawer 1: 15 1/2" w x 14" d x 5" h	* <u>Top</u> = Driftwood Finish; <u>Base</u> = Sunwashed Finish
	Three adjustable shelves behind door.	Drawer 2: 15 1/2" w x 14" d x 5 3/4" h	* Area behind door: 17 1/2" w x 16 1/2" d x 32 1/2" h.
	Hand holds in back of case.	Drawer 3: 15 1/2" w x 14" d x 6 5/16" h	
	Adjustable levelers.	Drawer 4: 15 1/2" w x 14" d x 6 5/16" h	* Adjustable shelf size: 17" w x 17" d.
Bottom drawer is Cedar lined.	Drawer 5: 33 7/16" w x 14" d x 7 5/8" h		
	5/0 Bed Hdbd. Hdbd: W63 1/2 D3 1/8 H68		* Sunwashed Finish
	5/0 Bed Ftbd. Ftbd: W63 1/2 D3 1/2 H25 9/16		Setup length 5/0: 88 5/8"
	Top of bed cleat on rail to floor: 9" Pin Settings: 9 1/2", 12"		
	Bolt on bedrails		
	6/6 Bed Hdbd. Hdbd: W79 1/2 D3 1/8 H69		* Sunwashed Finish
	6/6 Bed Ftbd. Ftbd: W79 1/2 D3 1/2 H25 9/16		Setup length 6/6: 88 5/8" Setup length 6/0: 92 5/8"
	Top of bed cleat on rail to floor: 9" Pin Settings: 9 1/2", 12"		
	Bolt on bedrails		
	5/0 Bed Headboard Hdbd: W64 D5 1/8 H60		* Sunwashed Finish
	5/0 Bed Footboard Ftbd: W64 D5 7/8 H31		Setup length 5/0: 89"
	Top of bed cleat on rail to floor: 7 1/2" Pin Settings: 7 3/4", 10 1/4" Bottom of rail from floor: 6"		
	Bolt on bedrails		
	6/6 Bed Headboard Hdbd: W80 D5 1/8 H60		* Sunwashed Finish
	6/6 Bed Footboard Ftbd: W80 D5 7/8 H31		Setup length 6/6: 89" Setup length 6/0: 93"
	Top of bed cleat on rail to floor: 7 1/2" Pin Settings: 7 3/4", 10 1/4" Bottom of rail from floor: 6"		
	Bolt on bedrails		

	Finish Name: Blue = Denim; White = Sunwashed Finish; Brown = Driftwood;	<i>Note: Use undermount, soft close, self close drawer guides.</i>	
Birch Solids; Oak Veneers; Paint Grade Veneers	Other materials:		General Information: Includes bedroom, dining room and occasional
Sketch	Style #	Dimensions	Notes
	5/0 Bed Headboard Hhbd: W65 3/4 D5 H58 1/2		*Tinted Natural Finish
			Setup length 5/0: 92"
	5/0 Bed Footboard Ftbd: W65 3/4 D5 H20 7/8		"Cambric - Ivory" Fabric Shown*
	Top of bed cleat on rail to floor: 9 1/2" Pin Settings: 9 1/2", 12" Bottom of rail from floor: 7 3/4"		
	Bolt on bedrails		
	6/6 Bed Headboard Hhbd: W81 3/4 D5 H58 1/2		*Tinted Natural Finish
			Setup length 6/6: 92" Setup length 6/0: 96"
	6/6 Bed Footboard Ftbd: W81 3/4 D5 H20 7/8		"Cambric - Ivory" Fabric Shown*
	Top of bed cleat on rail to floor: 9 1/2" Pin Settings: 9 1/2", 12" Bottom of rail from floor: 7 3/4"		
	Bolt on bedrails		
	Nightstand	W28 D18 H30	*Top=Driftwood Finish; Base=Sunwashed Finish
	Nightstand (Blue Denim Finish)	Drawer 1: 21 7/16"w x 12"d x 3 3/4"h Drawer 2: 21 7/16"w x 12"d x 3 3/4"h Drawer 3: 21 7/16"w x 12"d x 5 5/16"h	*Top=Driftwood Finish; Base=Blue Denim Finish
	Three drawers. Adjustable levelers. Bottom drawer is Cedar lined. Recessed area in back with a two outlet plug and usb port.		
	Bedside Chest	W32 D18 H32	*Top=Driftwood Finish; Base=Sunwashed Finish
	Three drawers; Pull-out shelf. Adjustable levelers. Bottom drawer is Cedar lined. Recessed area in back with a two outlet plug and usb port.	Drawer 1: 26 7/16"w x 12"d x 4"h Drawer 2: 26 7/16"w x 12"d x 4 1/2"h Drawer 3: 26 7/16"w x 12"d x 4 1/2"h	
	Bench	W57 D18 H19	*Sunwashed Finish
	Upholstered seat.		
			"Cambric - Ivory" Fabric Shown*
	5/0-6/6 Bolt On Bedrails	W82 D2 H6	Sunwashed Finish
	(Driftwood Finish)		Driftwood Finish
	2 1/2" bolt centers		

	Finish Name: Blue = Denim; White = Sunwashed Finish; Brown = Driftwood;	<i>Note: Use undermount, soft close, self close drawer guides.</i>	
Birch Solids; Oak Veneers; Paint Grade Veneers	Other materials:		General Information: Includes bedroom, dining room and occasional
Sketch	Style #	Dimensions	Notes
	6/0 Bolt On Bedrails	W86 D3 H6 3/4	Sunwashed Finish
	(Driftwood Finish)		Driftwood Finish
	2 1/2" bolt centers		
	5/0-6/6 Bolt On Bedrails	W78 D2 H6	*Sunwashed Finish
	2 1/2" bolt centers		
	6/0 Bolt On Bedrails	W82 D3 H6 3/4	*Sunwashed Finish
	2 1/2" bolt centers		
	Finish Name: Blue = Denim; White = Sunwashed Finish; Brown = Driftwood;	<i>Note: Use undermount, soft close, self close drawer guides.</i>	
Birch Solids; Oak Veneers; Paint Grade Veneers	Other materials:		General Information: Includes bedroom, dining room and occasional
Sketch	Style #	Dimensions	Notes
	Side Chair	W22 x D24 3/4 x H39	Driftwood Finish
	Upholstered seat.		*Cambric - Ivory* Fabric Shown*
	Seat Height: 19 1/8" Seat Depth: 19"		
			*Two chairs per box (Set up)
	Side Chair	W19 x D23 x H41	Sunwashed Finish
	Side Chair (Driftwood Finish)		Driftwood Finish
	Upholstered seat. Seat Height: 19" Seat Depth: 19"		*Cambric - Ivory* Fabric Shown*
			*Two chairs per box (KD)
	Arm Chair	W23 1/4 x D23 x H41	Sunwashed Finish
	Arm Chair (Driftwood Finish)		Driftwood Finish
	Upholstered seat. Seat Height: 19" Seat Depth: 19" Arm Height: 24 1/2"		*Cambric - Ivory* Fabric Shown*
			*Two chairs per box (KD)

	Finish Name: Blue = Denim; White = Sunwashed Finish; Brown = Driftwood;	<i>Note: Use undermount, soft close, self close drawer guides.</i>	
Birch Solids; Oak Veneers; Paint Grade Veneers	Other materials:		General Information: Includes bedroom, dining room and occasional
Sketch	Style #	Dimensions	Notes
	Round Dining Table-Top W54 D54 H4 1/2	W54 D54 H30	*Sunwashed Finish
	Round Dining Table-Base W48 D48 H25 1/2		*Bottom of the apron to the floor: 25 1/2".
	Adjustable levelers. One 18" leaf.		
	Assembled Size without leaves: 54" x 54" x 30" Assembled Size with one leaf: 72" x 54" x 30"		
	Dining Table	W82 D40 H30	* Top=Driftwood Finish; Base=Sunwashed Finish
			*Bottom of the apron to the floor: 25".
	Adjustable levelers. Two 18" leaves.		*Distance between posts without leaves: 63".
	Assembled Size without leaves: 82" x 40" x 30" Assembled Size with one leaf: 100" x 40" x 30" Assembled Size with two leaves: 118" x 40" x 30"		**ONE LEAF IS SELF STORING**
	Buffet	W54 D18 H40	* Top=Driftwood Finish; Base=Sunwashed Finish
	Three drawers: Hand holds in back of case. Adjustable levelers; Two sliding doors with seeded glass; Two adjustable glass shelves. Silverware tray in center drawer.	Drawer 1 & 3: 11"w x 14"d x 4 3/8"h Drawer 2: 20 3/4"w x 14"d x 4 3/8"h	*Adjustable glass shelf size: 24 1/4"w x 13 9/16"d
	Hutch	W56 5/8 D19 3/16 H43 3/16	Base & Hutch assembled size: W56 5/8 D19 3/16 H83 3/16
	Four adjustable glass shelves. Curio ends. Two sliding doors with seeded glass.		*Adjustable glass shelf size: 24"w x 14 3/16"d
	Credenza	W68 x D19 x H42 3/4	Top=Driftwood Finish; Base=Sunwashed Finish
	Credenza (Blue Denim Finish)		Top=Driftwood Finish; Base=Blue Denim Finish
	Hand holds in back of case. Four sliding glass doors with seeded glass. Adjustable levelers. One adjustable wood shelf behind each door. Cord exits.		
	Finish Name: Blue = Denim; White = Sunwashed Finish; Brown = Driftwood;	<i>Note: Use Sikai undermount, soft close, self close drawer guides.</i>	
Birch Solids; Oak Veneers; Paint Grade Veneers	Other materials:		General Information: Includes bedroom, dining room and occasional
Sketch	Style #	Dimensions	Notes
	Entertainment Console	W60 D19 H38	* Top=Driftwood Finish; Base=Sunwashed Finish
	Two drawers. Two sliding glass doors with seeded glass. Hand holds in back of case. Cord exits. One adjustable wood shelf behind each door. Three outlet plug behind right side door. Adjustable levelers. Center foot.	Drawer 1: 25 1/2"w x 16 7/16"d x 4 5/16"h Drawer 2: 25 1/2"w x 16 7/16"d x 4 5/16"h	*Adjustable shelf size: 27"w x 15"d
	Coffee Table	W40 D40 H19	Driftwood Finish

	Finish Name: Blue = Denim; White = Sunwashed Finish; Brown = Driftwood;	<i>Note: Use Sikai undermount, soft close, self close drawer guides.</i>	
Birch Solids; Oak Veneers; Paint Grade Veneers	Other materials:		General Information: Includes bedroom, dining room and occasional
Sketch	Style #	Dimensions	Notes
	End Table	W27 D27 H25	<i>Driftwood Finish</i>
	Chairside Table	W20 D20 H24	
	Stone top.		
	Accent Table	W24 D18 H28	<i>*Tinted Natural Finish</i>
	Three drawers.	Drawer 1: 5 1/2"w x 11"d x 4"h	
	Two open areas.	Drawer 2: 5 1/2"w x 11 1/2"d x 5 1/2"h	
		Drawer 3: 5 1/2"w x 12"d x 5 1/2"h	
	Flip Top Table	W65 D18/36 H31	<i>*Sunwashed Finish</i>
	Two drawers.	Drawer 1: 19"w x 14"d x 2 1/4"h	
	Lower wood shelf.	Drawer 2: 19"w x 14"d x 2 1/4"h	<i>*Bottom of the apron to the floor: 24".</i>
	Adjustable levelers.		<i>*Distance between posts: 47 1/2".</i>
	Accent Chest	W38 D19 H34	<i>* Top = Driftwood Finish; Base = Blue Denim Finish</i>
	Three drawers.	Drawer 1: 29 1/4"w x 13 1/2"d x 5 5/16"h	
	Hand holds in back of case.	Drawer 2: 29 1/4"w x 13 1/2"d x 6 7/16"h	
	Adjustable levelers.	Drawer 3: 29 1/4"w x 13 1/2"d x 7 5/16"h	