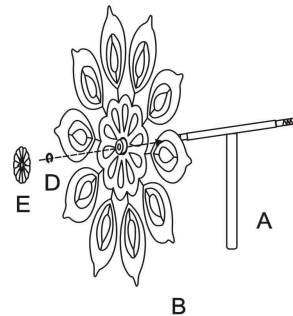


Plow & Hearth®

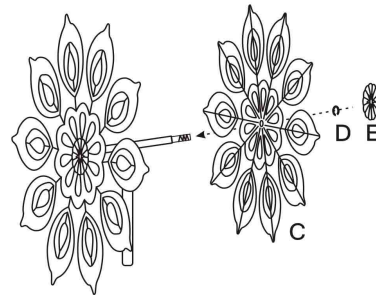
54618 COPPER LILLY SPINNER

Approximate time to assemble: 20 minutes

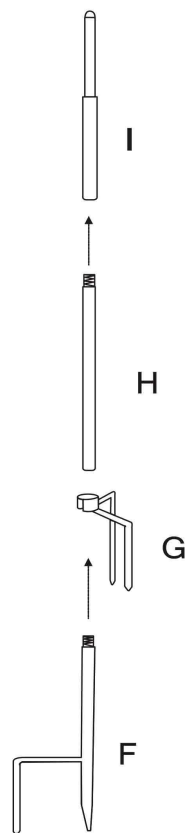
Step 1




Step 2

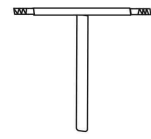
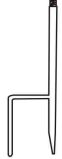

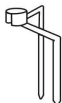








Step 3



Step 4



 A 1pc	 F 1pc
 B 1pc	 G 1pc
 C 1pc	 H 1pc
 D 2pcs	 I 1pc
 E 2pcs	 J 4pcs