

### Features

- Includes faceplate with handle, bath spout, shower arm and flange.
- A single handle controls both on/off activation and temperature setting.
- Includes diverter bath spout with 1/2" NPT connection.
- For use with any KOHLER showerhead (sold separately).
- Complements Margaux faucets and accessories.

### Material

- Premium material construction with metal handle ensures reliability and durability.
- KOHLER finishes resist corrosion and tarnishing.

### Installation

- Trim only; requires valve to complete installation (sold separately).

### Required Products/Accessories

K-304 Series Rite-Temp® Valves

or

K-8304 Series Rite-Temp® Valve & Cartridge Kits

or

K-8300 Series Rite-Temp® Valve Body Rough-ins

K-8305 Series Rite-Temp® Cartridges

or

K-2971-KS 3/4" Pressure-balancing Valve

### Recommended Products/Accessories

K-23723 Faucet cleaner

### Optional Products/Accessories

K-10350 Deep rough-in kit

K-10351 Test cap for K-8300 Series valve bodies



### Codes/Standards

ASME A112.18.1/CSA B125.1






California Energy Commission (CEC)

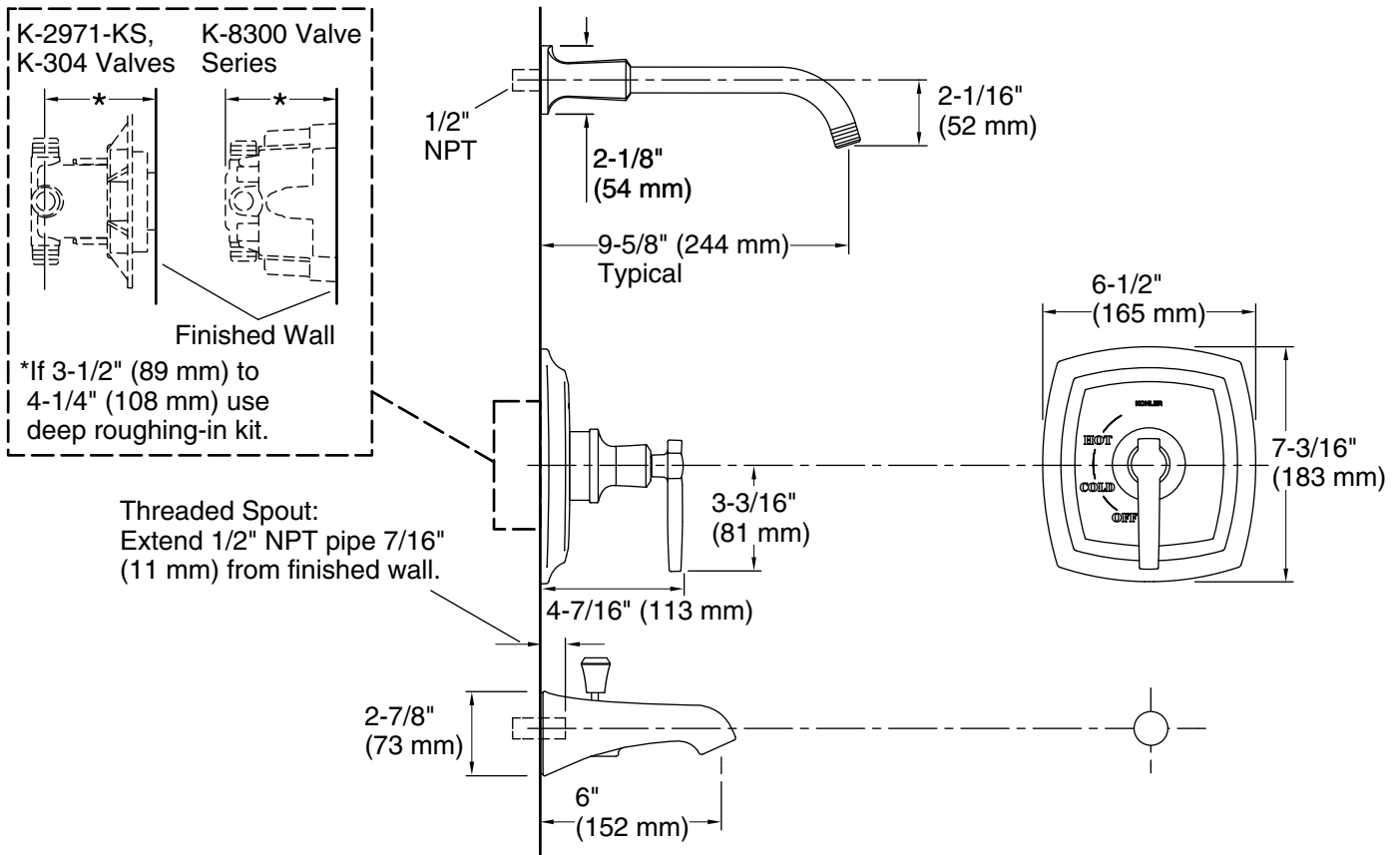
### KOHLER® Faucet Lifetime Limited Warranty

See website for detailed warranty information.

### Available Colors/Finishes

*Color tiles intended for reference only.*

Color	Code	Description
	CP	Polished Chrome
	SN	Vibrant® Polished Nickel
	AF	Vibrant® French Gold
	BN	Vibrant® Brushed Nickel
	BV	Vibrant® Brushed Bronze



### Technical Information

All product dimensions are nominal.

### Notes

Install the product according to the installation guide.

**NOTICE:** Risk of product damage. Long screws, for installing trim, can damage the K-2971-KS valve. Consult the trim installation guide to verify if the thin wall installation kit (88526) is needed.

Install straight pipe or tube drop of 7" (178 mm) to 18" (457 mm) with single elbow between the valve and wall-mount spout.