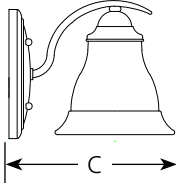
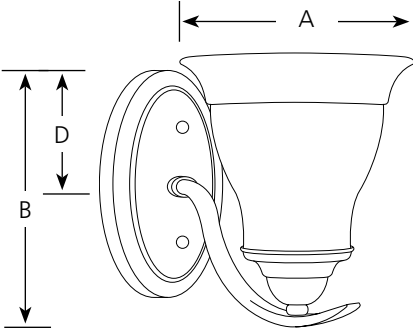
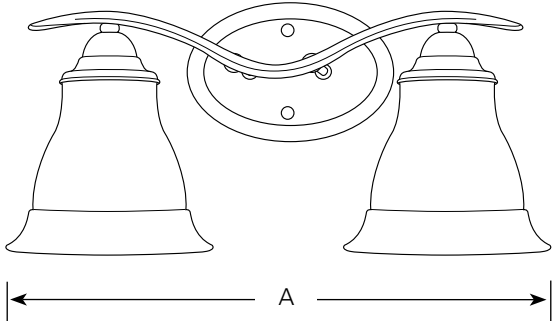


	Finish			Lamping	Dimensions (Inches)			
	Brushed Nickel	Polished Chrome	Antique Bronze		A	B	C	D
				1 (m) 100w	6-1/2	7-1/2	9	3-1/2
				2 (m) 100w	17-1/4	8-1/8	7-3/8	5-7/8
				3 (m) 100w	24	8-1/8	7-3/8	5-7/8
				4 (m) 100w	33-1/4	8-1/4	7-3/8	5-7/8
								
								

Specifications:General

- Etched glass shades with slight banding: 6-1/2" , 5-1/2" ht., 1-5/8" center hole
- Oval tubing with pinched ends
- Plated Brushed Nickel, Polished Chrome finishes
- Painted Antique Bronze finish
- Steel construction
- Companion Bath and Vanity, Ceiling Fans, Chandelier, Close-to-ceiling, Hall and Foyer, Pendant, Wall bracket, fixtures are available

Mounting

- Wall mount
- Oval backplates
 - 4-3/4" W., 7-1/2" ht 1-1/8" deep
 - 7" W., 4-3/4" ht., 1-1/8" deep
- Back plate covers a standard 4" hexagonal recessed outlet box
- Mounting strap for outlet box included

Electrical

- Medium base ceramic socket
- Pre-wired

Labeling

- UL-CUL Damp location listed

Finish		Lamping	Dimensions (Inches)			
Brushed Nickel	Antique Bronze		A	B	C	D
		1 GU-24 13w (included)	6-1/2	7-1/2	9	3-1/2
		2 GU-24 13w (included)	17-1/4	8-1/8	7-3/8	5-7/8
		3 GU-24 13w (included)	24	8-1/8	7-3/8	5-7/8
		4 GU-24 13w (included)	33-1/4	8-1/4	7-3/8	5-7/8

Specifications:General

- Etched glass shades with slight banding: 6-1/2" , 5-1/2" ht., 1-5/8" center hole
- Oval tubing with pinched ends
- Plated Brushed Nickel finish
- Painted Antique Bronze finish
- Steel construction
- 13w GU-24 lamp(s) (included)
- ENERGY STAR® qualified
- Companion Bath and Vanity, Ceiling Fans, Chandelier, Close-to-ceiling, Hall and Foyer, Pendant, Wall bracket, fixtures are available

Mounting

- Wall mount
- Oval backplates
4-3/4" W , 7-1/2" ht., 1-1/8" deep
7"W., 4-3/4" ht., 1-1/8" deep
- Back plate covers a standard 4" hexagonal recessed outlet box
- Mounting strap for outlet box included

Electrical

- GU24 base socket
- Pre-wired

Labeling

- cCSAus Damp location listed

