

DESIGNER COLLECTION

# ENTRE 6632

**SIZE**

66" L x 32"W x 18"D (Specify LH or RH Drain)

**WATER CAPACITY**

50 Gallons

**WEIGHT**

95-135 Pounds

**INSTALLATION**

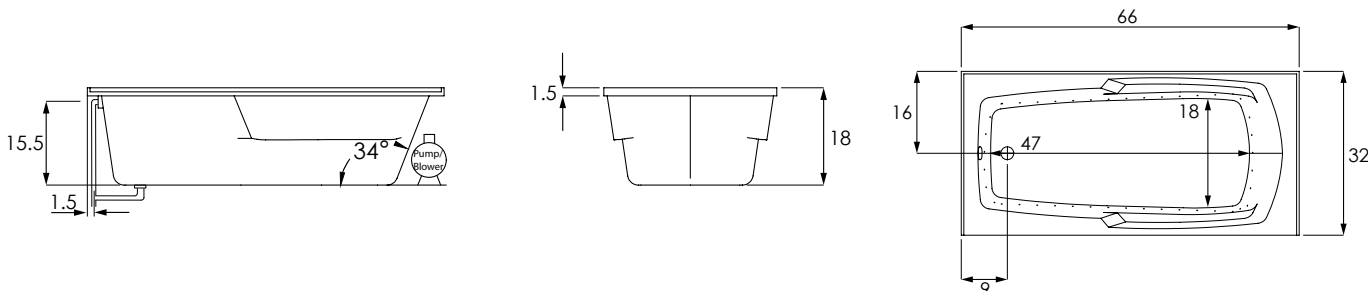
Drop-in

**BACK SLOPE**

34°

**MATERIAL**

Acrylic



MODEL	
ENT6632GTO	Tub Only
ENT6632GWP	Whirlpool (6)
ENT6632GTA	Thermal Air
ENT6632GCO	Combo System
COLORS	
Standard	White   Biscuit   Bone
Premium Colors	Black   Sterling Silver
FINISH	
Matte Finish	MAT (must specify if desired)
Polished Finish	STANDARD
BACK MASSEUSE SYSTEMS	
System I - Manual Control (WP/CO)	BAC.MA1-XXX
System II - Electronic Control (WP/CO)	BAC.MA2-XXX
System III - Electronic Control (TA)	BAC.MA3-XXX
<b>COLD PLUNGE</b>   See Website for Install Form	CLD.PL
<b>EXPORT CRATE</b>	FRT.EXPCRT
<b>EXTRA HIGH DENSITY</b>	HI.DEN
GRAB BARS (Pair) Refer to price book for all available finishes	
Standard Grab Bars	GRA.BAR-XXX
Universal Grab Bars	UGB.BAR-XXX

MODEL	
<b>HEATED BACKREST</b>	INCLUDED ON THERMAL AIR
<b>HYDRO BLANKET</b> 2 Zones   3 Zones   4 Zones   5 Zones (3 or 4 zones require two keypads. 5 zones require 3 keypads)	BLA.HEA-X
<b>HYDRO COAT</b>	HYC.COA
<b>HYDRO EXPRESS</b>	69.104-HYD.EXP
<b>HYDRO FILL</b> (must specify location)	HYD.FIL
<b>HYDRO FUSION</b>	
Hydro Fusion (Tub Only)	29.102
Hydro Fusion w/ Ozone (Tub Only)	29.103
Hydro Fusion (TA, Whirlpool, Combo)	29.107
<b>HYDRO INDULGE</b>	HYD.IND
<b>HYDRO OZONE UV COMBO SYSTEM</b> Whirlpool and Combo Systems only	OZUV.XXX 110 V   OZUV.110
<b>INLINE HEATER</b> Whirlpool and Combo Systems only No dedicated GFI required for 6 amp models	
12.50 Amps 1.5 KW - 110V	27.100
6.00 Amps 0.75 KW	27.103



**Headquarters**  
29132 Avenue Paine  
Valencia, CA 91355

**Manufacturing Facility**  
385 Highway 155 South  
McDonough, GA 30253

**Technical Support**  
support@hydrosystem.com

**Orders Department**  
orders@hydrosystem.com

**General Information**  
info@hydrosystem.com

**Phone:** 661-775-0686

**Website:** hydrosystem.com

**CODES AND COMPLIANCES**

Massachusetts code File no: P1-0614-491



All specifications and options subject to change without notice please contact a hydro systems representative for more information.

# ENTRE

## 6632

DESCRIPTION	
<b>JETS</b>	
Installed per jet price for extra jets added to standard system price. All metallic finishes come with colored eyeball.	
<b>Additional Standard or Swirling Jet</b>	JET.STD-XX   JET.SWI-XX
Color Trim Group 1 - PC or PB Group 2 - AB, BB, SB, BC, SC, PN, SN, BN Group 3 - PG, BG, SG	
<b>Swirling Jet Upgrade</b> (Per jet substitution price added to standard system price)	JUP.SWI-XX
<b>Micro Therapy Jet</b> BIS, BLA, BON, SIL, WHI	MTJ.XXX
<b>Custom Jet Locations</b> (Must include drawing of locations)	69.116-CUS.JET
<b>JET PLATING</b>	
Clear / Brass / Chrome. Trim kit covers jet escutcheons, suction, and electronic softtouch pad. Per jet substitution price added to standard system price. All metallic finishes come with colored eyeball.	
<b>Group 1 (PC or PB)</b>	
6 Jets	PLA.06-XX
8 Jets	PLA.08-XX
10 Jets	PLA.10-XX
<b>Group 2 (AB, BB,SB, BC,SC,PN,SN,BN)</b>	
6 Jets	PLA.06-XX
8 Jets	PLA.08-XX
10 Jets	PLA.10-XX
<b>Group 2 (PG, BG)</b>	
6 Jets	PLA.06-XX
8 Jets	PLA.08-XX
10 Jets	PLA.10-XX
<b>LED TEMP. READOUT KEYPAD</b> Upgrade only, must have a keypad controlled system to purchase.	LED.UPG
<b>LIGHTING</b> LED Bath Light Chromotherapy System	LIG.LED
<b>LOW WATER PROTECTION</b> Includes 30 minute timer (110V)	LOW.WAT-110
<b>MICROMOUNT</b> Micromount requires increase in framing height by approximately 1¼"	69.140MCREDG

DESCRIPTION	
<b>PADDED HEADREST PILLOW</b> Black only	41.128
<b>PUMPS</b> Custom Pump Locations	69.116-CUS.PMP
<b>REMOTE CONTROL</b> Must must have system to purchase	REM.CON
<b>SKIRTS</b>	
<b>Integral Skirt</b> No access panel on Tub Only models.	
Gel Coat	SKI.XXG-XXX
<b>WASTE &amp; OVERFLOW</b>	WOV.XX
Cable W/O No Charge (WHI, BIS, PC, PB, PN, BC, BB, BN, SC, SB, SN, ORB, PE, MB)	
Cable W/O - Gold Finish Upgrade (PG, BG)	
<b>INTEGRAL W/O (Std. round)</b>	IWO.XX
Waste and overflow manufactured as part of the bath. Comes standard as a round overflow cover. Drain will be a tip-toe style and drain outlet will be a direct drain.	
<b>LINEAR INTEGRAL W/O</b>	LWO-XXX
Waste and overflow manufactured as part of the bath. Drain will be a tip-toe style and drain outlet will be a direct drain.	



**Headquarters**  
29132 Avenue Paine  
Valencia, CA 91355

**Manufacturing Facility**  
385 Highway 155 South  
McDonough, GA 30253

**Technical Support**  
support@hydrosystem.com

**Orders Department**  
orders@hydrosystem.com

**General Information**  
info@hydrosystem.com  
**Phone:** 661-775-0686  
**Website:** hydrosystem.com

**CODES AND COMPLIANCES**

Massachusetts code File no: P1-0614-491



All specifications and options subject to change without notice please contact a hydro systems representative for more information.

# ENTRE

## 6632



### 3-Wall Install Dimensions:


- (L)ength - 66"
- (w)idth - 32"
- Top of Ledger - 17½"

### STANDARD ACRYLIC COLORS




WHITE BISCUIT BONE

### PREMIUM ACRYLIC COLORS



BLACK STERLING SILVER

### WELLNESS OPTIONS




#### Cold Plunge

Revitalizing cold hydrotherapy into a traditional tub



#### Thermal Air

Tiny bubbles into the bathwater and offers untold relaxing benefits, similar to Swedish massage



#### Hydro Indulge

A concentrated dose of oxygen-rich molecules cleanse and restore skin



#### Whirlpool Massaging Jets

Flexibility to customize jet location, quantity of jets and type of jet therapy



#### Back and Neck Masseur

Utilizes six strategically located jets enabling a "shiatsu" type massage and direct to the neck with 3 pulse settings



#### Advanced UV system

Ozone and UV light helps to disinfect the water and keep it clean



#### Chromotherapy

Digitally controlled, multicolored lighting feature LED lighting system



#### Hydro Fusion

Totally silent operation maintains ideal temperature without adding hot water constantly



#### Hydro Blanket

Radiant heat emanates through the acrylic tub surface. Choose up to 2-5 panels.

### OTHER OPTIONS

Additional options can be found on our website



#### Integral Waste and Overflow

Seamless built-in protection for bathtub (included)



#### Grab Bars

Adds functionality and enhanced styling. Affords a mounting solution in virtually any position on any tub.



#### Micromount

Reduces the standard edge profile of the tub to a nominal ½" for a sleek, modern look



#### Skirt

Add as many skirts to most rectangular drop-in tubs to fit any application. Seamed or seamless, peninsula, corner, freestanding

### Installation Tips:

- When adding integral linear drain p-trap location is now below waste
- Adding multiple systems/options may require equipment to stick out from tub deck or be installed remotely



HYDRO SYSTEMS



**Headquarters**  
29132 Avenue Paine  
Valencia, CA 91355

**Manufacturing Facility**  
385 Highway 155 South  
McDonough, GA 30253

**Technical Support**  
support@hydrosystem.com

**Orders Department**  
orders@hydrosystem.com

**General Information**  
info@hydrosystem.com

**Phone:** 661-775-0686  
**Website:** hydrosystem.com

### CODES AND COMPLIANCES

Massachusetts code File no: P1-0614-491



All specifications and options subject to change without notice please contact a hydro systems representative for more information.