

## Traditional Metal Pull - 237

Classic metal pull by Richelieu. The delicately arched handle with sturdy flared ends will provide tasteful embellishment to any décor.











**Product №** BP23737192906

**Center to Center** 192 mm

**Finish** Anthracite

**Length - Overall Dimensions** 208 mm

## SUGGESTED PRODUCTS

 <p><b>Traditional Metal Pull - 2373</b></p> <p>Product № BP23738192906 Center to Center: 192 mm</p>	 <p><b>Traditional Metal Pull - 2373</b></p> <p>Product № BP23738128906 Center to Center: 128 mm</p>	 <p><b>Traditional Metal Pull - 2373</b></p> <p>Product № BP2373896906 Center to Center: 96 mm</p>	 <p><b>Traditional Metal Knob - 2391</b></p> <p>Product № BP2391528906 Diameter - Overall Dimensions: 28 mm</p>
 <p><b>Traditional Metal Knob - 2391</b></p> <p>Product № BP2391533906 Diameter - Overall Dimensions: 33 mm</p>	 <p><b>Traditional Metal Knob - 2391</b></p> <p>Product № BP2391132906</p>	 <p><b>Breakaway Machine Screw, Large Truss Head, Combined Quadrex Slot Drive, 8-32, Type B Point</b></p> <p>Product № 2905 Packaging format: Bag of 50 units</p>	 <p><b>Breakaway Machine Screw, Large Truss Head, Combined Quadrex Slot Drive, 8-32, Type B Point</b></p> <p>Product № 2900 Packaging format: Bag of 100 units</p>

## DISCLAIMER

Although our anthracite and black finishes are achieved through a rigorous process, they may show signs of normal usage faster than other finishes.