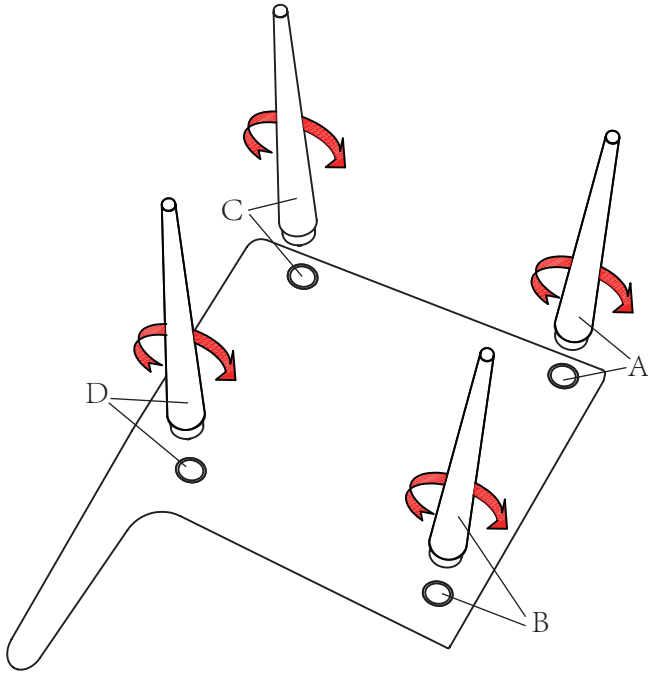


ASSEMBLY INSTRUCTIONS




THANK YOU FOR PURCHASING THIS QUALITY PRODUCT.

BE SURE TO CHECK ALL PACKING MATERIAL CAREFULLY FOR SMALL PARTS THAT MAY HAVE COME LOOSE INSIDE THE CARTON DURING TRANSIT.

STEP 1




PART LIST

NO	DESC	SIZE (MM)	SKETCH	QTY
A+B	LEGS FRONT	$\phi 45 \times 380$		2PCS
C+D	LEGS BACK	$\phi 45 \times 370$		2PCS
E	SEAT	560*540*410		1 PC

REMARK:

THE LEGS MUST BE LOCKED IN CORRECT POSITION UNDER THE MARK(A,B,C,D)

FINISHED



MADE IN CHINA