

ASSEMBLY INSTRUCTIONS

CLUB CHAIR



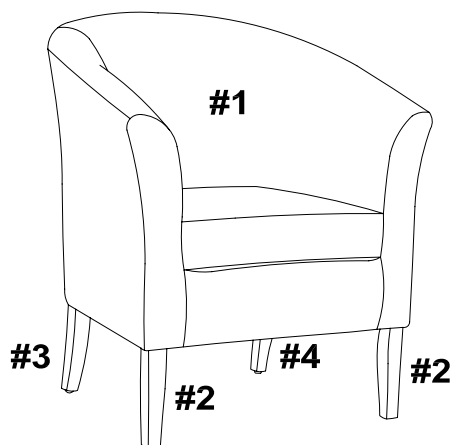
We are here to help!

We do our best to insure that your furniture arrives in excellent condition. In the event that a part is damaged or missing we will be happy to provide you with replacement parts, at no charge, within 30 days of purchase, providing the parts are available in our warehouse and the item purchased is part of our current inventory. In order to receive spare parts, at no charge, you must provide proof of purchase within 30 days.

If you need assistance with assembly or replacement parts, please call Customer Service, prior to returning the item to the store.

PARTS IDENTIFICATION

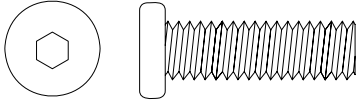
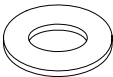
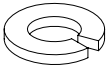

ITEM	DESCRIPTION	QTY
#1	CHAIR BACK	01
#2	FRONT LEG	02
#3	LEFT BACK LEG	01
#4	RIGHT BACK LEG	01



For ease of identification all parts are labeled to correspond to the Step number in which the part is used.

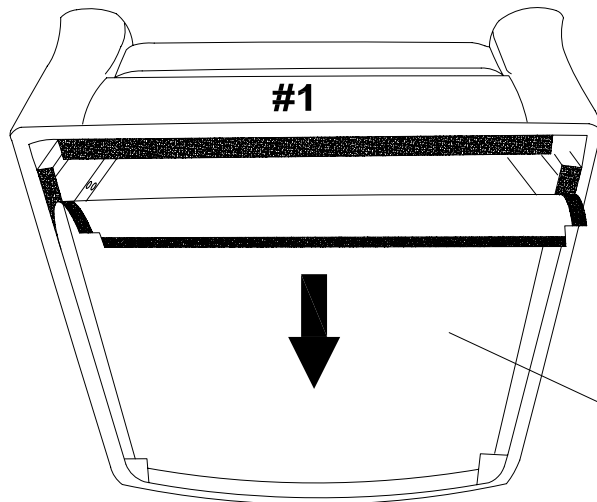
HARDWARE IDENTIFICATION

Please line up the hardware with the correct full size image to make sure you are installing the hardware correctly.

ITEM	PICTURE	DESCRIPTION	QTY
A	 (Ø8mmx65mmL) Not to Scale	BOLT	08
B	 (Ø8mmx1.5mm) Not to Scale	FLAT WASHER	08
C	 (Ø8mm) Not to Scale	SPRING WASHER	08
D	 (6mm) Not to Scale	ALLEN WRENCH	01

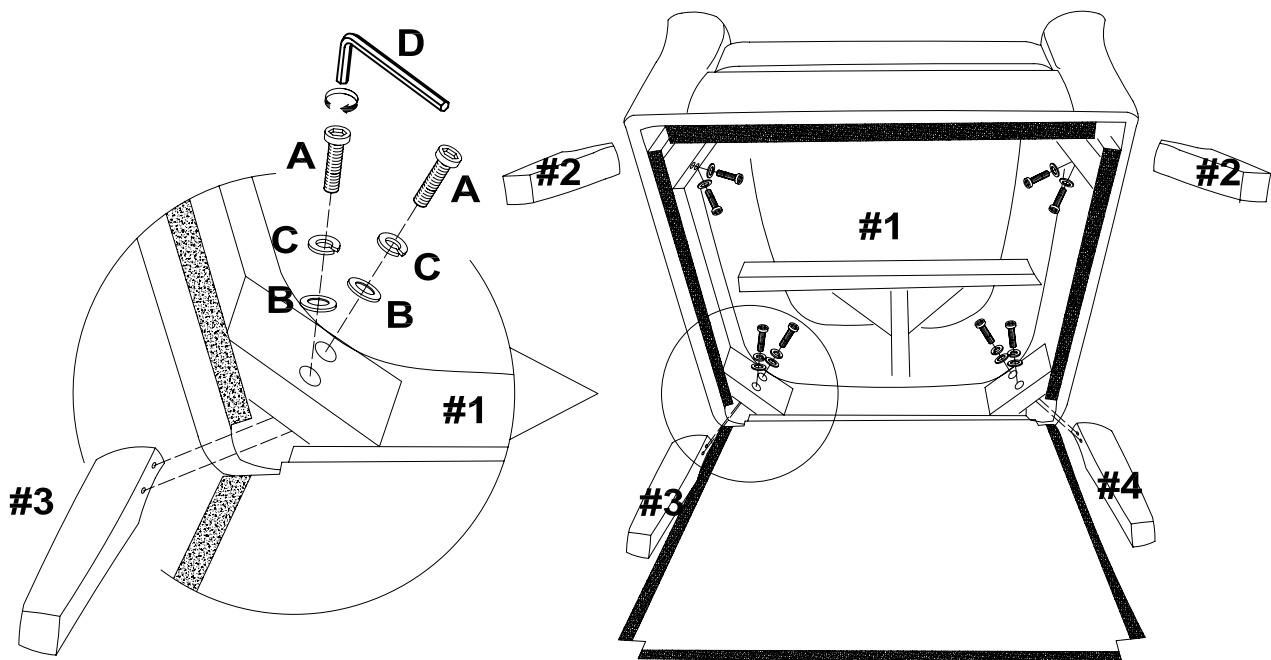
If any parts are missing or damaged in this package we will be happy to provide you with replacement parts, at no charge, within 30 days of purchase, providing the parts are available in our warehouse and the item purchased is part of our current inventory. In order to receive spare parts, at no charge, you must provide proof of purchase within 30 days.

STEP 1.



Take off fabric from Velcro before assembling legs.

STEP 2.

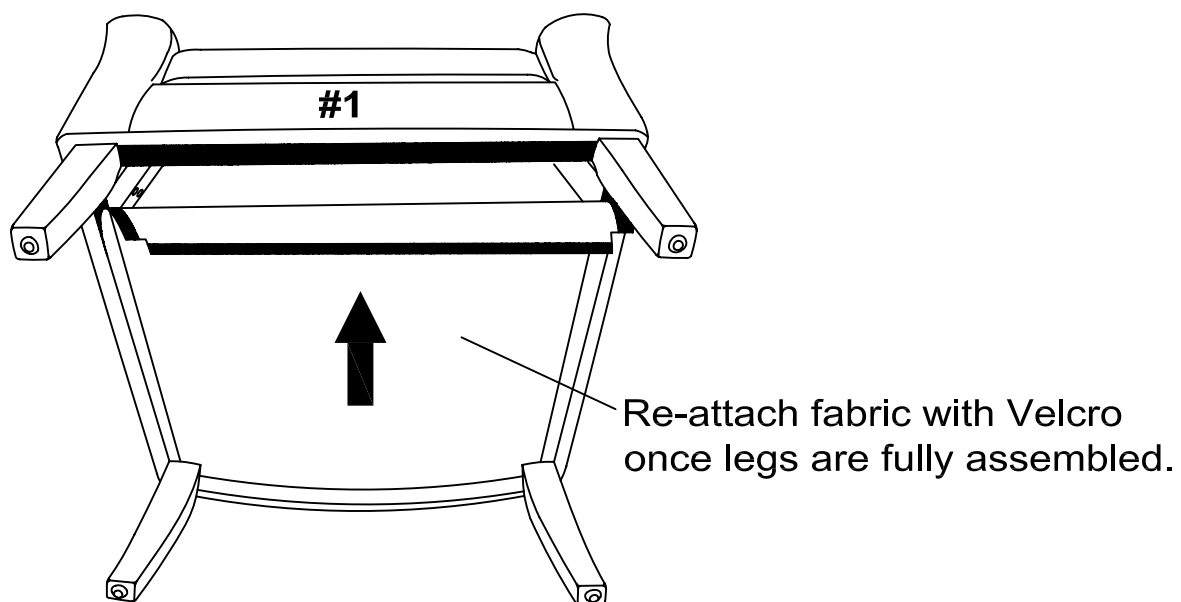


important: with insert nut head exposed opposite to get the leg being assembled in correct shape and good safe structure


IMPORTANT:

1. DO NOT TIGHTEN BOLTS COMPLETELY UNTIL ALL BOLTS ARE COMPLETELY LINED UP AND INSERTED INTO HOLES / NUTS.
2. DO NOT OVER TIGHTEN SCREWS AND BOLTS TO AVOID STRIPPING.

STEP 3.



STEP 4.



LIMITED 6 MONTHS WARRANTY

WHAT IS COVERED

This product is covered under our manufacturer's 6 months limited warranty. To ensure your complete satisfaction, this warrants to the original purchaser that the supplied item is free from defects in material and workmanship, as of the date of purchase, and that it will, under normal use and proper care, remain so for six months after the date of purchase.

Replacement of missing or initially defective parts will be sent, at no charge, for a period of 30 days from the date of purchase with valid proof of purchase providing the parts are available in our warehouse and the item purchased is part of our current inventory.

WHAT IS NOT COVERED

It remains the customer's responsibility for freight and packaging charges to and from the customer service center. Labor and material charges to remove or replace parts under this warranty are not covered.

This warranty does not cover: Furniture used for commercial purposes, failures caused by improper installation assembly or by improper care, unreasonable or abusive use, freeze damage, acts of God, rust, purchased parts or return freight and packaging charges. Proof of purchase (dated register receipt) is required for warranty claims.

HOW TO OBTAIN SERVICE

For further information, please contact our customer service department