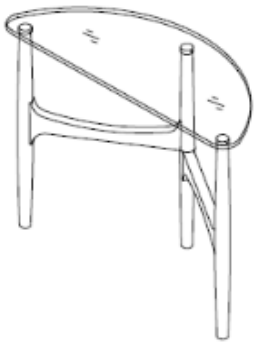


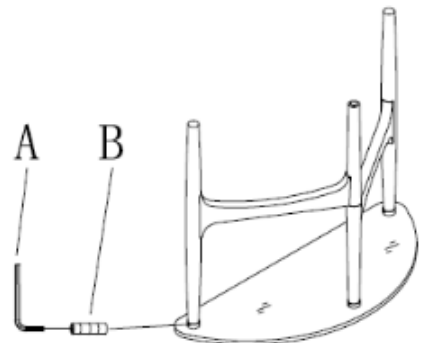
# Assembly Instructions

## LEDELL-39 CONSOLE TABLE

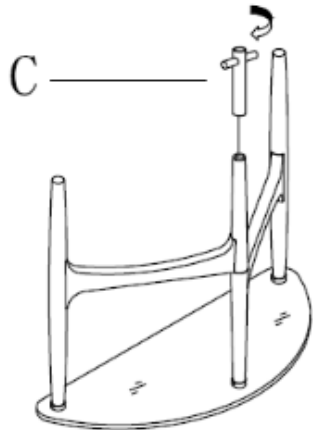
PLEASE NOTE: Check that you have received all components and hardware before assembling. If you are missing any parts, contact your retailer.



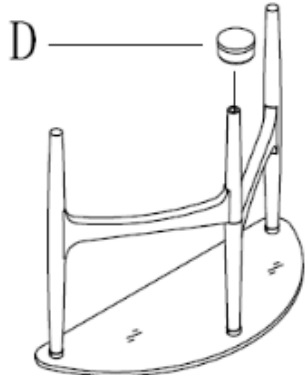
1.



2.



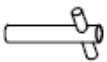
3.



A (1 pc)  
2mm



B (6 pcs)  
M5 x 10mm



C (1 pc)  
M8



D (1 pc)

During assembly, hand tighten screws only. When the screws are in place, tighten completely.