


Assembly Instructions

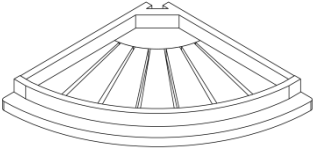
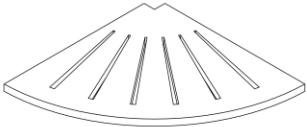
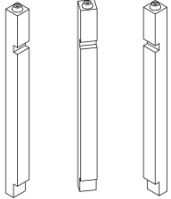






SHOULD YOU HAVE ANY QUESTIONS REGARDING THE ASSEMBLY OR PARTS OF YOUR NEW ECCOSTYLE ITEM, PLEASE DO NOT RETURN TO THE STORE,

- Renewable resource – Bamboo has the Fastest Growing Cycle of any furniture raw material – 5 years sprout to harvest.
- Bamboo also has superior structural strength as well as the lowest moisture expansion/contraction displacement of any furniture raw material 50% lower than Oak or Pine
- Environmentally desirable UV activated finish – virtually 100% of the finish is utilized without spray or runoff waste and it dries instantly when exposed to UV Light without heat.



Please place all bamboo parts onto a clean, dry, and soft surface to avoid scratching during the assembly of your furniture.

PART	DRAWING	DESCRIPTION	QTY
A			1
B			1
C			3
D			1
E			2
F			6
G			1

Step 1

