







Installation 126-1



Please scan the QR code on the right for installation video.

To avoid scratches and swallowing parts, please do not install by children!

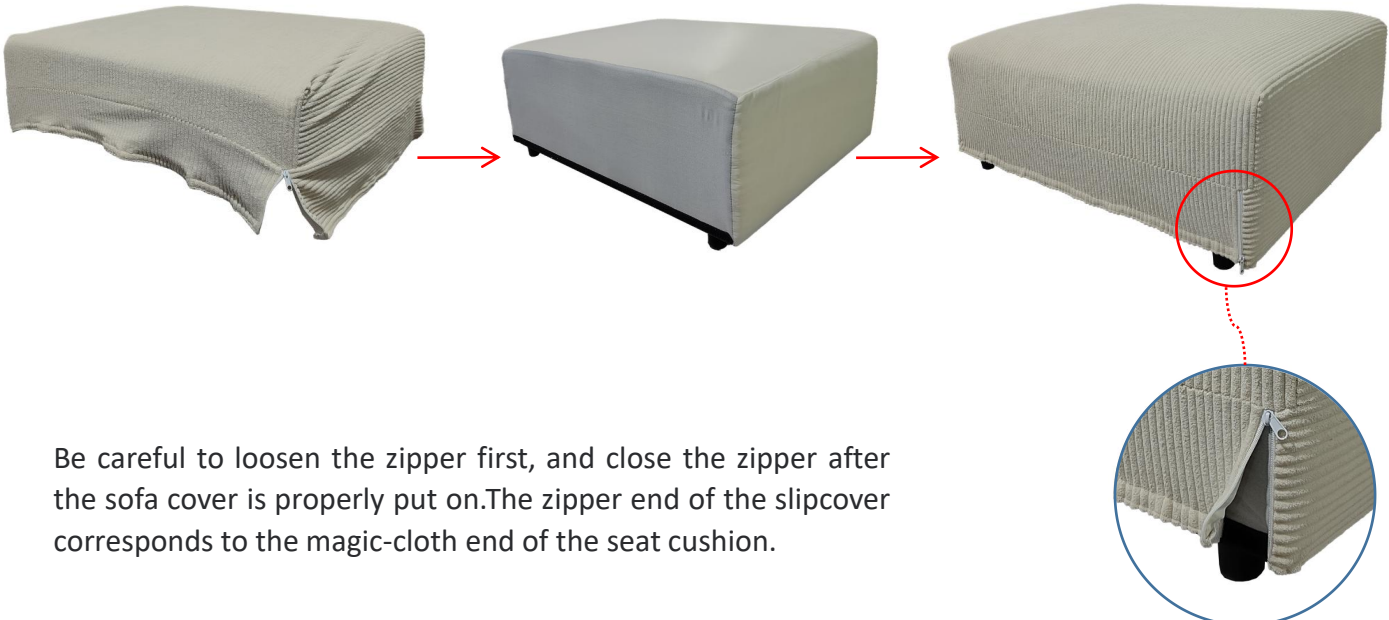
Hardware List		Hardware List	
	Seat	1	
	Backrest/Armrest	2	
	Back cushion	1	
	Support rods	4	
	Buckle	1	
	Seat cover	1	
	Backrest/Armrest cover	2	
	Legs	4	
	M8x50mm screw	8	
	8x20mm screw	2	

1



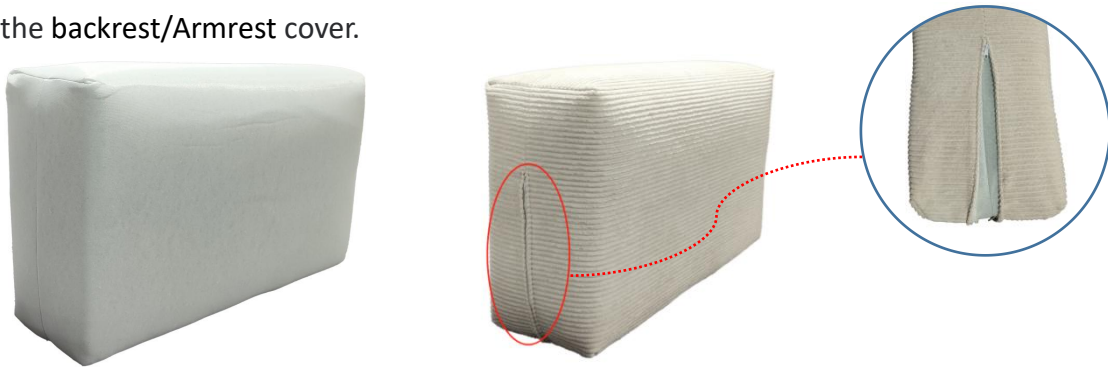
Secure the legs of the sofa.

2 Put on the seat cover.



Be careful to loosen the zipper first, and close the zipper after the sofa cover is properly put on. The zipper end of the slipcover corresponds to the magic-cloth end of the seat cushion.


3 Put on the backrest/Armrest cover.



4 Install the support rod according to the reserved screw holes as shown.



5 Note that the zipped side of the armrest faces the backrest.



6 Apply the connection buckles to connect the seats together (or not, it's totally up to users).













Installation 126-2



Please scan the QR code on the right for installation video.

To avoid scratches and swallowing parts, please do not install by children!

Hardware List		Hardware List	
	Seat	1	
	Backrest	1	
	Back cushion	1	
	Support rods	2	
	Buckle	1	
	Seat cover	1	
	Backrest cover	1	
	Legs	4	
	M8x50mm screw	4	
	8x20mm screw	2	

1



Secure the legs of the sofa.

2


Put on the seat cover.



Be careful to loosen the zipper first, and close the zipper after the sofa cover is properly put on. The zipper end of the slipcover corresponds to the magic-cloth end of the seat cushion.



3 Put on the backrest cover.



4 Install the support rod according to the reserved screw holes as shown.



5



6 Apply the connection buckles to connect the seats together (or not, it's totally up to users).

