
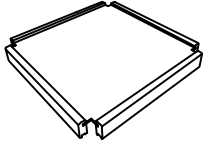
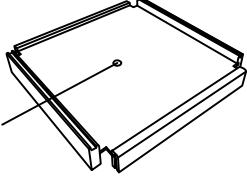
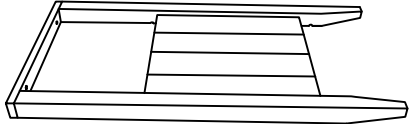
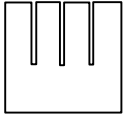
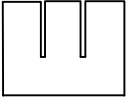

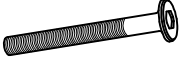

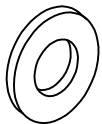
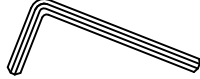
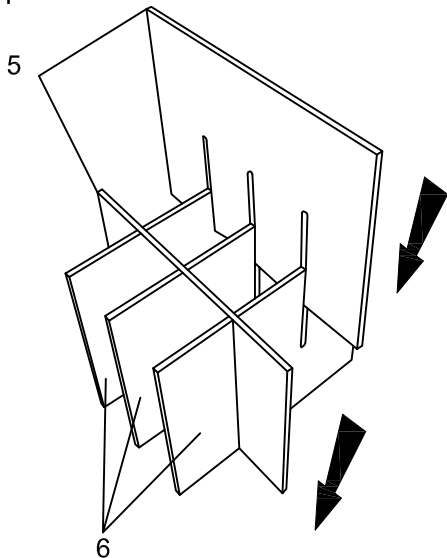


ASSEMBLY INSTRUCTION

Parts Identification :	
1. Table Top - 1pc	
2. Top Panel - 1pc	
3. Bottom Panel - 1pc	 RED MARK
4. Leg Frame - 2pcs	
5. Shelf - 2pcs	
6. Shelf - 3pcs	

Hardware Packing :	
A. JCBC Bolt M6 x35MM - 4pcs	
B. JCBC Bolt M6 x 60MM - 8pcs	
C. Spring Washer - 12pcs	
D. Flat Washer - 12pcs	
E. Allen Key - 1pc	

Step 1



Step 2

