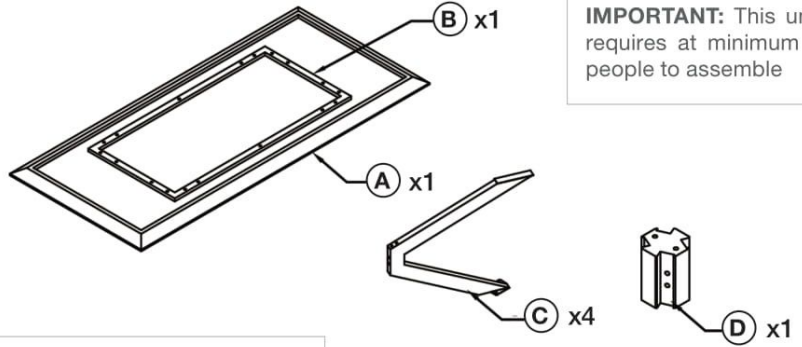


ASSEMBLY INSTRUCTIONS | INDUSTRY DINING TABLE

HARDWARE CHECKLIST

1		Bolts M6x35 (10pcs)
2		Bolts M6x20 (8pcs)
3		Bolts M6x100 (8pcs)
4		Washers M6 (28pcs)
5		Allen Key K4 (1pc)
6		Wrench 13 (1pc)

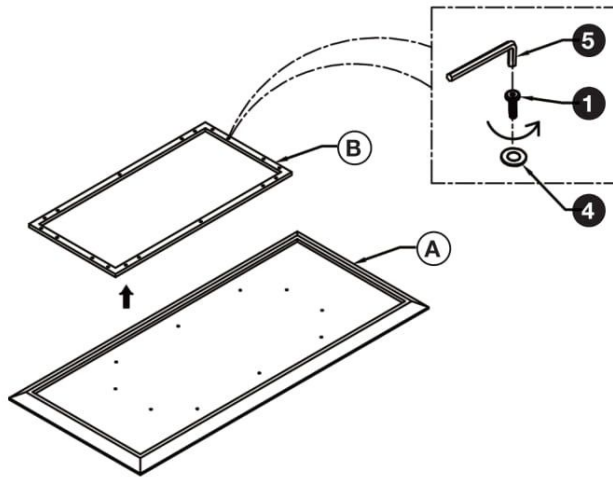


IMPORTANT: This unit requires at minimum 2 people to assemble

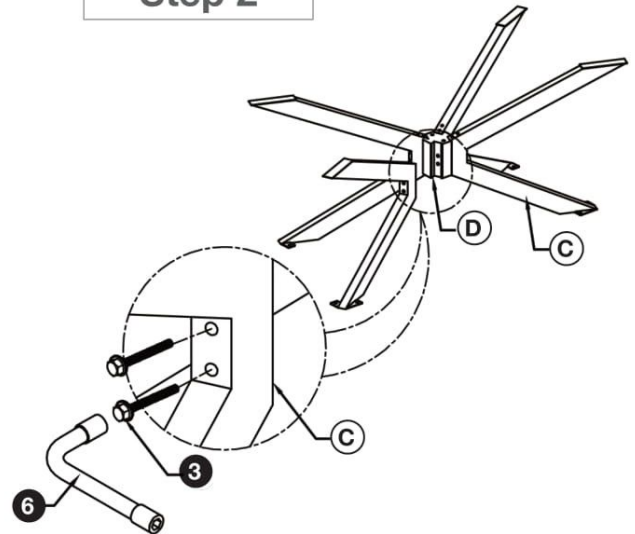
NOTE: Please do not tighten the screws and bolts before fully assembled

Step 1

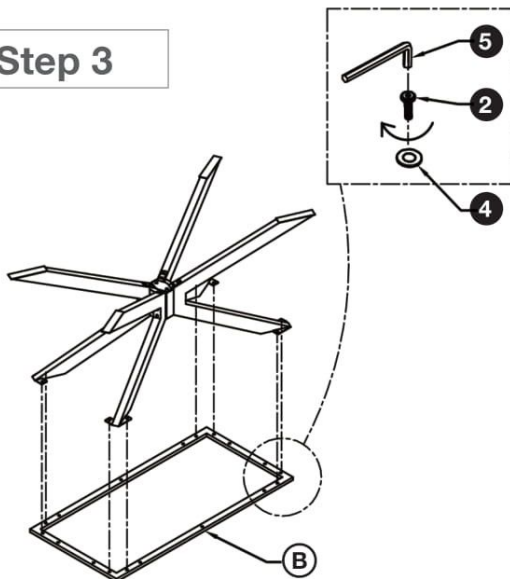
Remove the metal frame from the table top



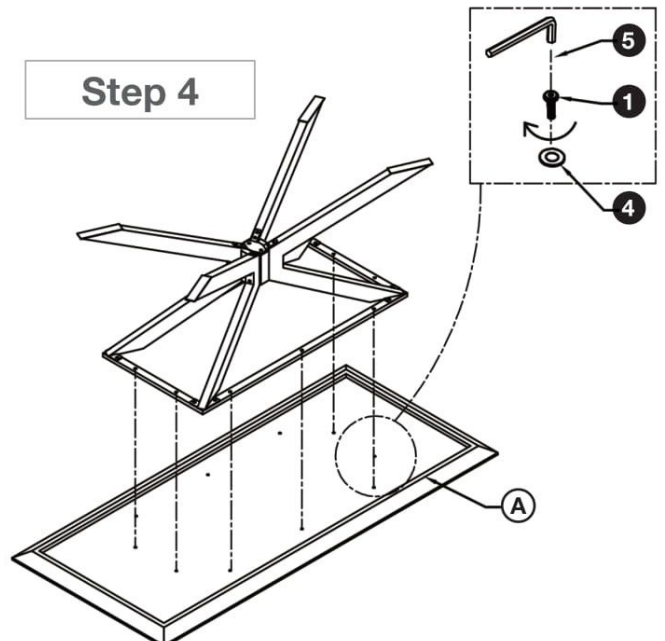
Step 2



Step 3



Step 4



ASSEMBLY INSTRUCTIONS | INDUSTRY DINING TABLE

HARDWARE CHECKLIST

1		Bolts M6x35 (10pcs)
2		Bolts M6x20 (8pcs)
3		Bolts M6x100 (8pcs)
4		Washers M6 (28pcs)
5		Allen Key K4 (1pc)
6		Wrench 13 (1pc)

NOTE: Please do not tighten the screws and bolts before fully assembled

Finished

