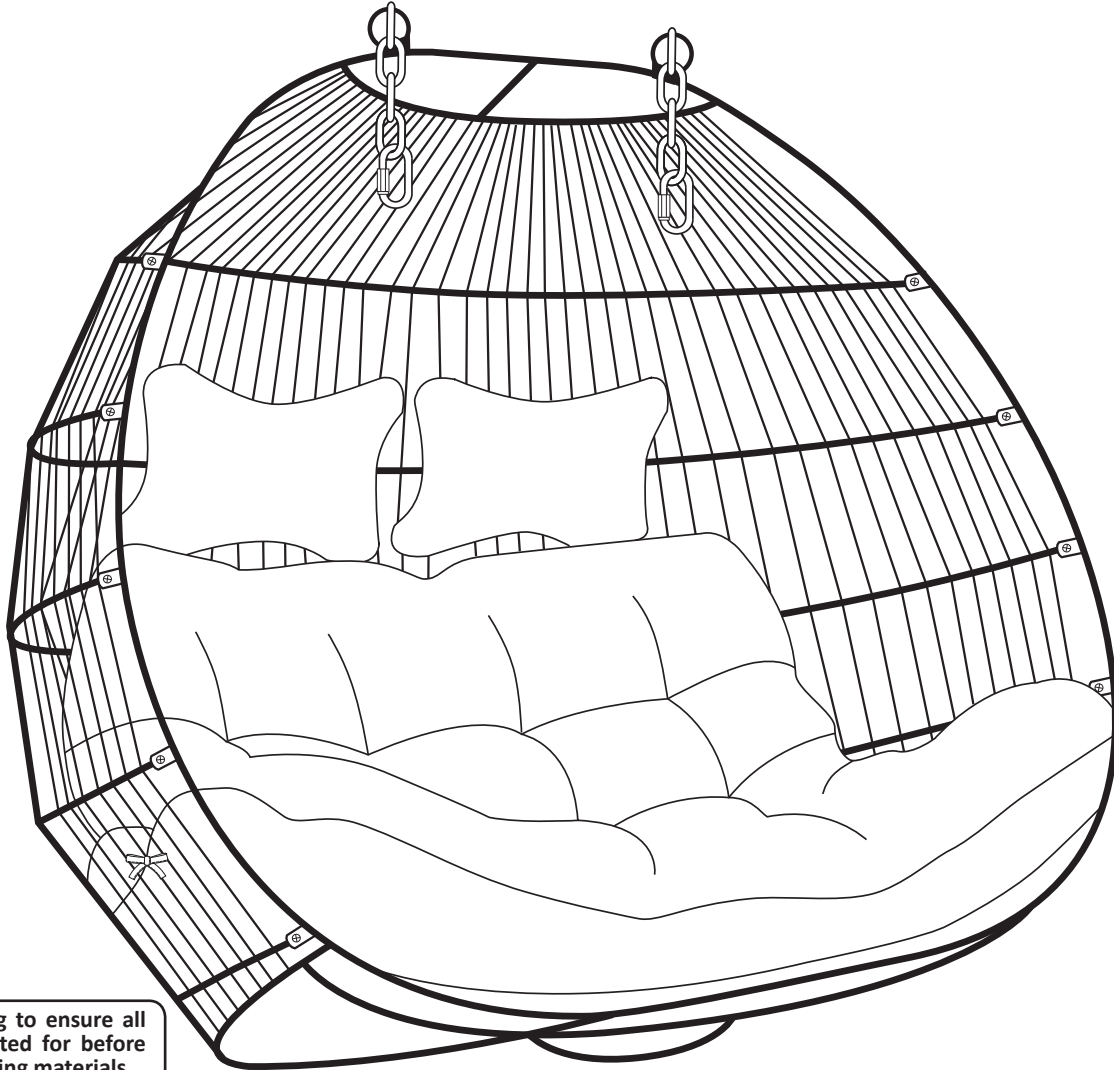


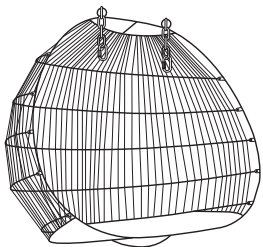
LIZA EGG CHAIR

Read all assembly and care instructions carefully before using this product.
Save this manual for future reference.

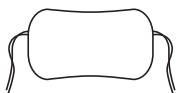


Inspect packaging to ensure all parts are accounted for before disposing of packing materials.


PARTS



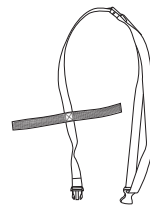
Chair
Qty. 1



Pillow
Qty. 2



Seat Cushion
Qty. 1



Safety Strap
Qty. 2

⚠ CAUTION ⚠

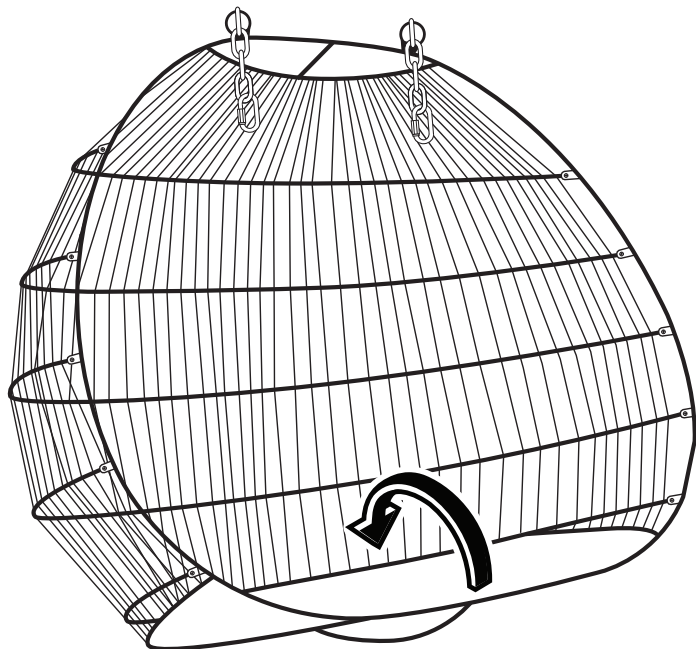
This egg chair is not designed for use as a swing. Bouncing, swinging, or any other significant movements while in the chair may cause serious injury.

Inspect the chair and hanging hardware for damage before each use.

The safety strap must be used with or without the Sunnydaze Egg Chair Stand.

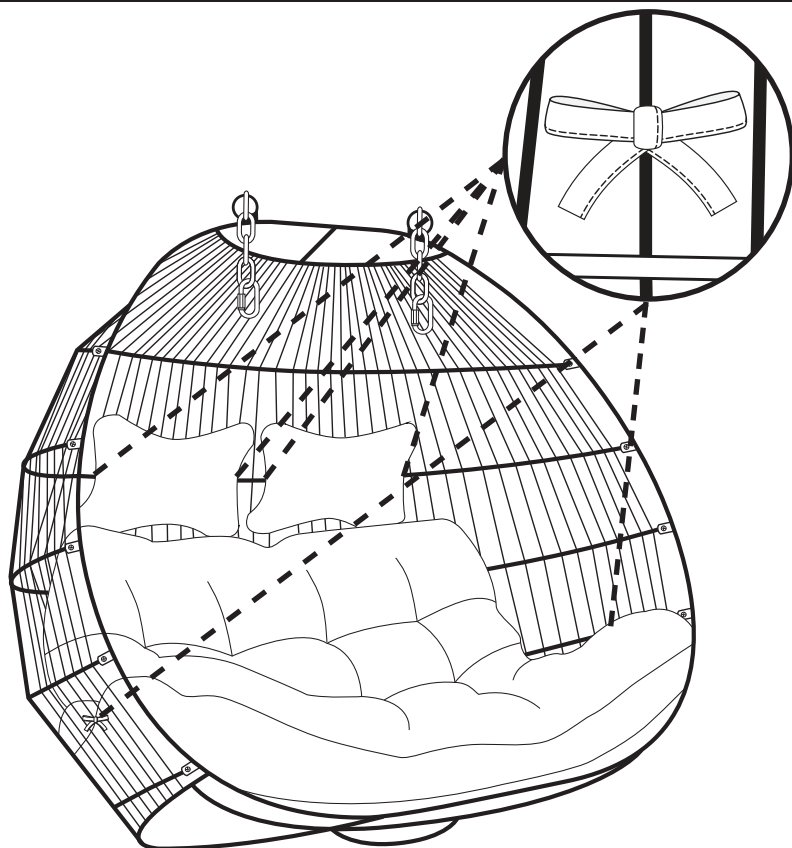
Weight Limit: 550 lbs.

ASSEMBLY



Step 1

Unfold the chair so the seat is flat.



Step 2

Place the seat cushion into the chair. Tie the cushion and pillow to the chair ropes. Do not tie to the metal frame.

USE & CARE

With proper care and under normal use, Sunnydaze egg chairs will last for years. It is important to follow basic use & care tips to prolong the life of your egg chair.

- **HANGING:** Hardware to hang this chair on a Sunnydaze Egg Chair Stand is included. If this chair is used without the Sunnydaze Egg Chair Stand, consult a professional for installation and anchoring hardware requirements.
- **SAFE USE:** Do not swing, bounce, jump, twist, or other make other excessive movements while using this chair; doing so may cause serious injury. Do not use this chair without the safety strap; this strap helps keep the chair safely in place while getting in and out of the chair.
- **CHILDREN:** Supervise children at all times. Do not allow children to play on or sleep in hanging chairs.
- **INSPECTION:** Check the seat, ropes, and frame for damage before each use.
- **CLEANING:** Wipe with a damp cloth. For tougher stains, use mild detergent and a soft cloth to gently scrub. Rinse thoroughly and lay flat to air-dry to prevent mold and mildew growth.
- **STORAGE:** Store indoors during winter and inclement weather. Cool, dry locations are best to help prevent damage. Exposure to moisture may cause mold and mildew growth. Prolonged exposure to sunlight will cause the cushions to fade.

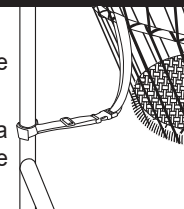
⚠ SAFETY STATEMENTS & WARNINGS ⚠

- Do not exceed the weight limit: 550 pounds
- Sunnydaze Egg Chair is not a swing. Do not swing, bounce, jump, twist, or spin in the chair.
- For safety, the chair must be used with the safety strap provided.
- Do not loop the safety strap around the ropes or rattan material of the chair.
- Inspect the chair for damage and ensure all materials are intact before each use.
- Do not allow children to use this product without adult supervision.

Safety Strap Installation:

Only loop the strap around the frame of the chair, as shown.

Strap shown installed on a Deluxe Sunnydaze U-Shape Chair Stand (not included).



Any modification to the product or failure to follow recommended care will void the product warranty.

⚠ WARNING:

Manufacturer and seller expressly disclaim any and all liability from personal injury, property damage or loss, whether direct or indirect, or incidental, resulting from the incorrect attachment, improper use, inadequate maintenance, or neglect of this product.