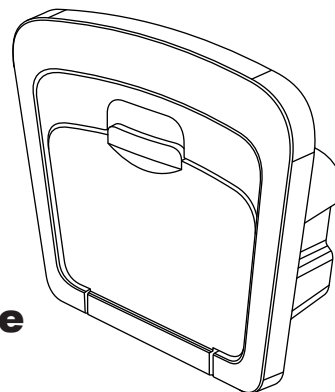
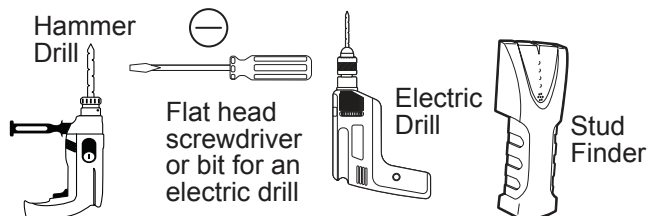


Liberty basics™

Plastic Hose Reel with Storage Owner's Manual



TOOLS REQUIRED:

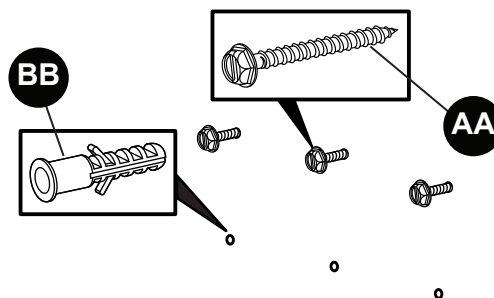


INSTALLATION:

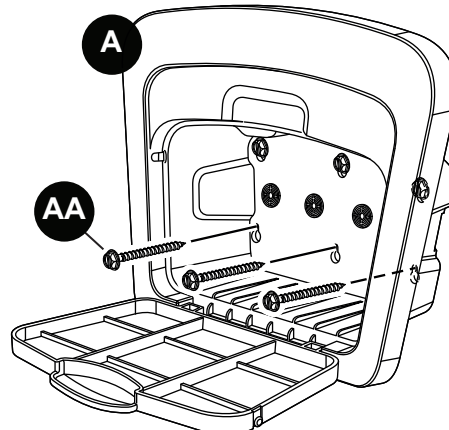
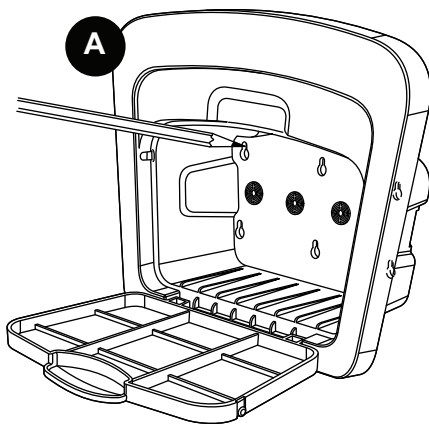
1. Using a stud finder, locate wood studs on your wall.
2. Position and hold hose reel (**A**) against the wall, mark the position of each suspension hole and remove the reel from the wall.
3. Using an electric drill, drill (**6**) pilot holes 1/8" in diameter at the marked positions on the wall.
4. For optional brick or masonry screws, use a hammer drill to drill (**6**) 1/4" pilot holes at the marked positions.

5. If Plastic wall anchors (**BB**) are required, drill (**6**) 1/4" diameter pilot holes at the marked positions on the drywall or masonite and insert all (**6**) wall anchors (**BB**).

6. Using a screw driver, insert the top (**3**) wood screws (**AA**), or optional masonry screws half way into the top (**3**) pilot holes or wall anchors (**BB**).



7. Mount hose reel (**A**) on the top (**3**) screws.
8. Install the bottom (**3**) wood screws (**AA**) or masonry screws and tighten all (**6**) screws. Do not overtighten the screws.



VISIT OUR WEBSITE: WWW.LIBERTYGARDENPRODUCTS.COM
OR CALL US TOLL FREE AT 1-866-820-5805

LIBERTY GARDEN PRODUCTS, INC.
1161 SOUTH PARK DRIVE, KERNERSVILLE NC 27284

WARRANTY AND CARE

The model 501 hose hanger w/storage department is manufactured with the finest quality components available. This product will give you many seasons of reliable and functional hose storage. All components in the product are manufactured to rigorous quality standards not common in other consumer grade hose storage units available today. In the case of wall mounted products, be sure to use stainless steel mounting hardware. We recommend that you periodically inspect your hose hanger for any surface damage. **NOTE: Liberty Basic's plastic hose reels use ultraviolet light stabilizers in our plastic, but over time, the plastic color, depending on the amount of sunlight, can fade.**

WARNING: DO NOT consume water from garden hose; not fit for human consumption.

**TO LEARN ABOUT OUR LIMITED WARRANTY
VISIT OUR WEBSITE @ WWW.LIBERTYGARDENPRODUCTS.COM
EMAIL US @ CUSTOMERSERVICE@LIBERTYGARDENPRODUCTS.COM
CALL US AT 1-866-820-5805 IF YOU HAVE ANY QUESTIONS.**



"Liberty" is a registered trademark of Liberty Garden Products, Inc. Kernersville, NC. All Rights Reserved 2018

Updated 11/13/2018