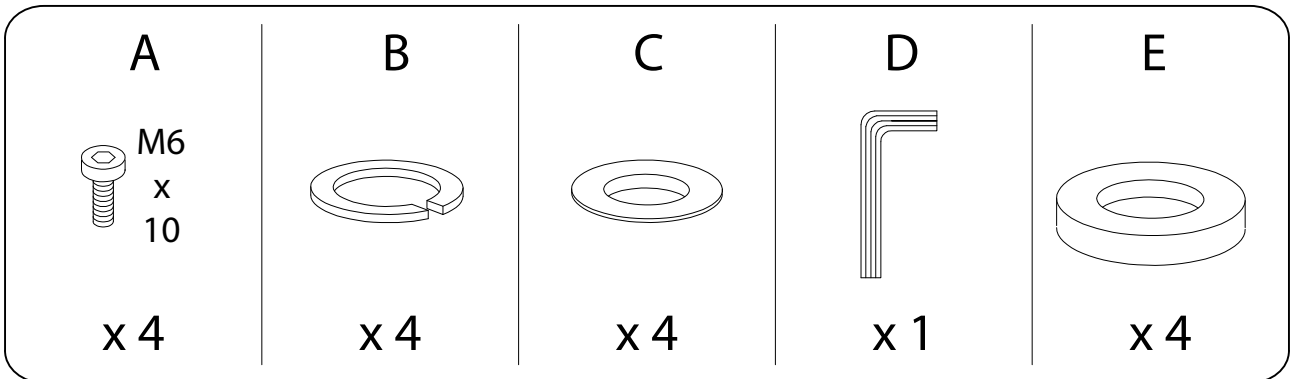
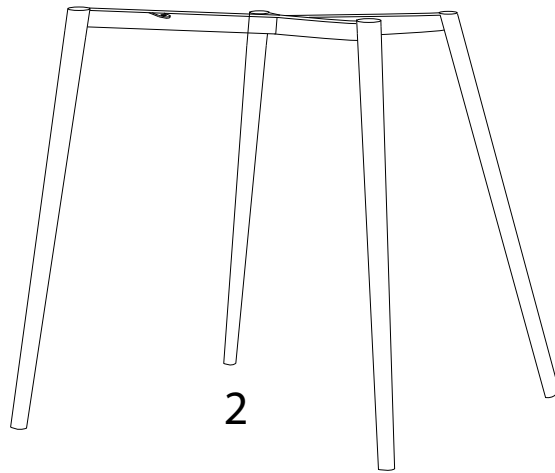
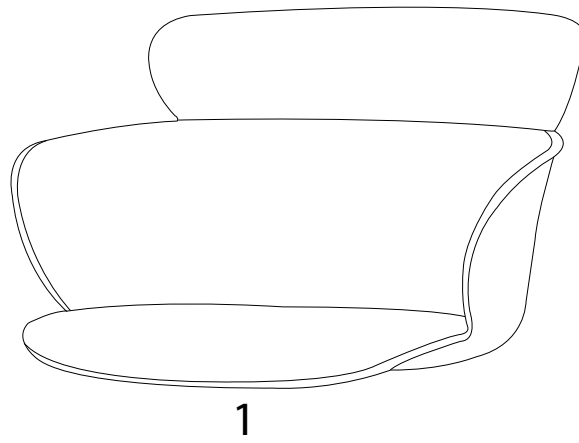

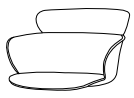








Diagram illustrating a warning for using an Allen key and a power drill. On the left, a circular inset shows an Allen key. To its right, a power drill is shown with a diagonal line through it, indicating it should not be used. A warning triangle with an exclamation mark is positioned to the right of the drill. To the right of the warning triangle is a clock icon, and below it, the text "15'" is displayed.

Diagram illustrating a warning for using a power drill on a wooden surface. On the left, a circular inset shows a power drill bit being used on a wooden surface. To its right, a wooden block is shown with a diagonal line through it, indicating it should not be drilled. A warning triangle with an exclamation mark is positioned to the right of the block. To the right of the warning triangle is a stick figure icon, and below it, the text "1" is displayed.



1

1	2	A	B	C	D	E
						
x1	x1	x4	x4	x4	x1	x4

