

## ASSEMBLY INSTRUCTION TWIN BED

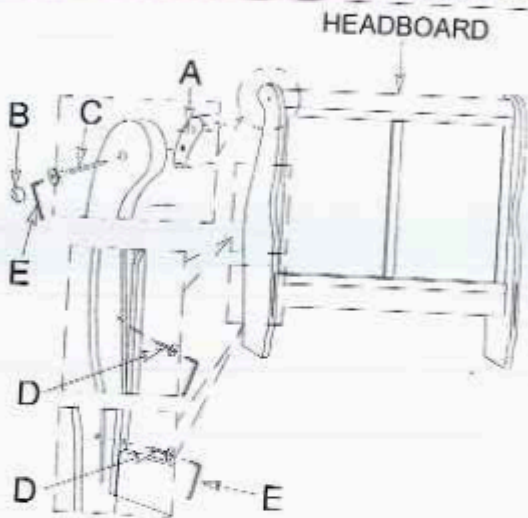
Page : 1 OF 1

Before you begin, please read Assembly Instruction carefully and recognized the part and hardware. Then follow them step by step.






### ASSEMBLY TIPS:

Remove hardware from box and sort by size.

Please check to see that all hardware and part are present prior start of assembly.



### HARDWARE PART 1

NO	HARDWARE DESCRIPTION	QTY
A.	Wood Dowel M12 x 50mm 	2PCS
B.	Wood Bolt M15 x 9mm 	2PCS
C.	JCBC Bolt M6 x 50mm 	2PCS
D.	JCBC Bolt M6 x 35mm 	4PCS
E.	Allen Key 	1PC

Screw Driver Not Provide !!!

### TIPS:

Attach & tighten the Headboard Leg (R&L) to the Headboard with Hardware Part 1.

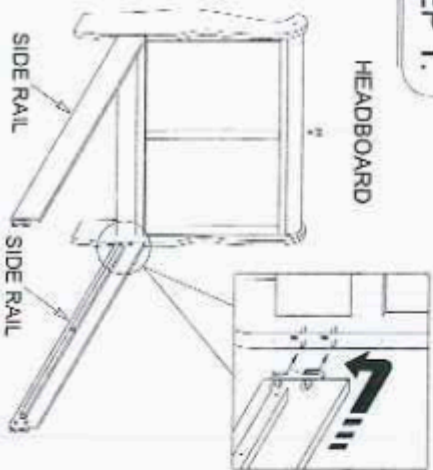
# ASSEMBLY INSTRUCTION

## TWIN BED

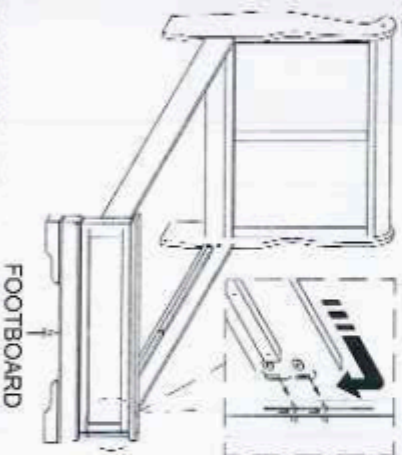
Page : 1 OF 1

Before you begin, please read Assembly Instruction carefully and recognized the part and hardware. Then follow them step by step.

### STEP 1.

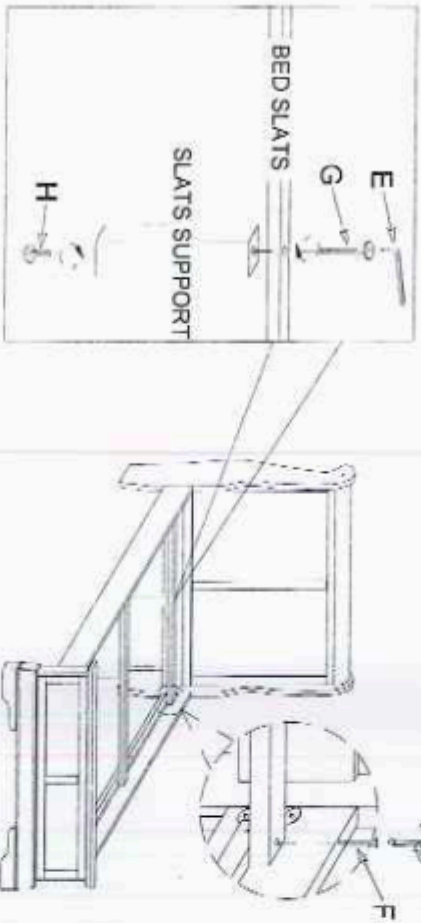


### STEP 2.






TIPS : REPEAT STEP 1 TO JOINT FOOT BOARD.

### STEP 3.



#### HARDWARE PART 2

NO	HARDWARE DESCRIPTION	QTY
F.	Chipboard Screw M4 x 32mm 	6PCS
G.	JCBC Bolt M6 x 40mm 	3PCS
H.	Adjuster Screw M6 x 24mm 	3PCS

Screw Driver Not Provide !!!

### COMPLETE SET

