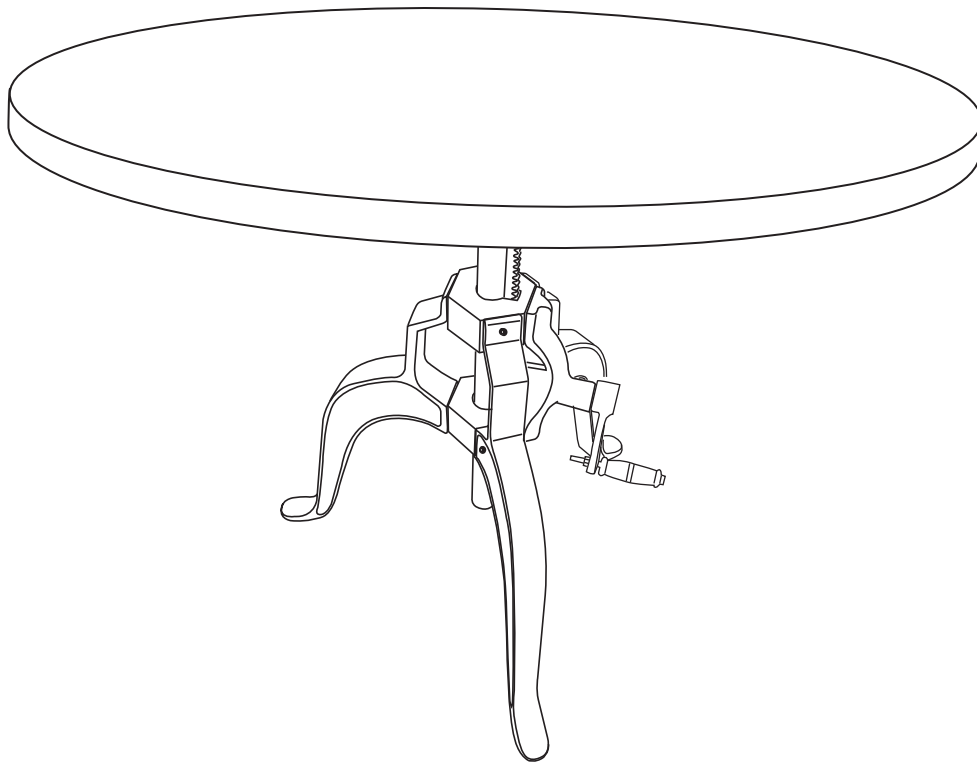
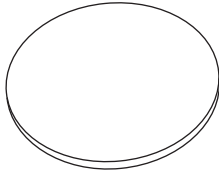

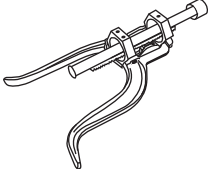





Assembly Instructions

CRANK DINNING TABLE



NO.	PARTS	DESCRIPTION	Q'TY	NO.	PARTS	DESCRIPTION	Q'TY
A		Table Top	1PC	B		Leg	1PCS
C		Base	1PC	D		Allen Head Bolt 8mm 20mm	3PCS
				E		Handle	1PC
F		Allen Head Wrench 5mm	1PC				

Assembly Instructions

CRANK DINNING TABLE

