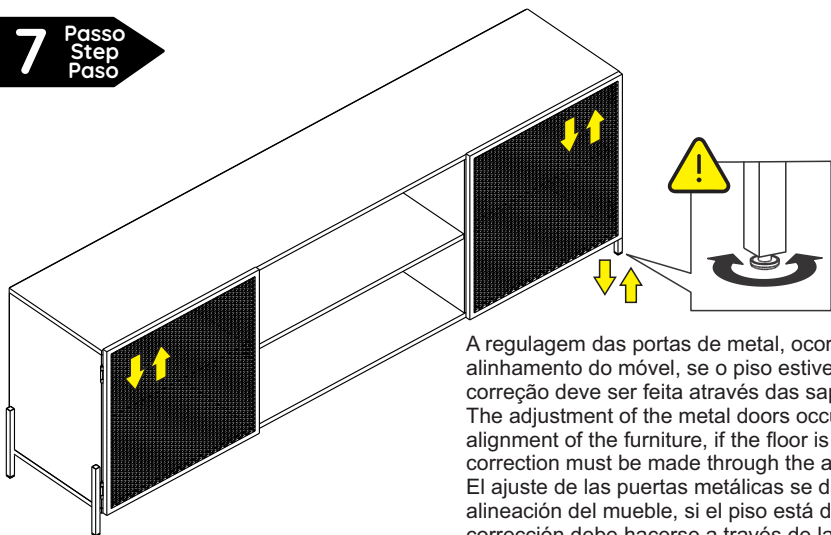
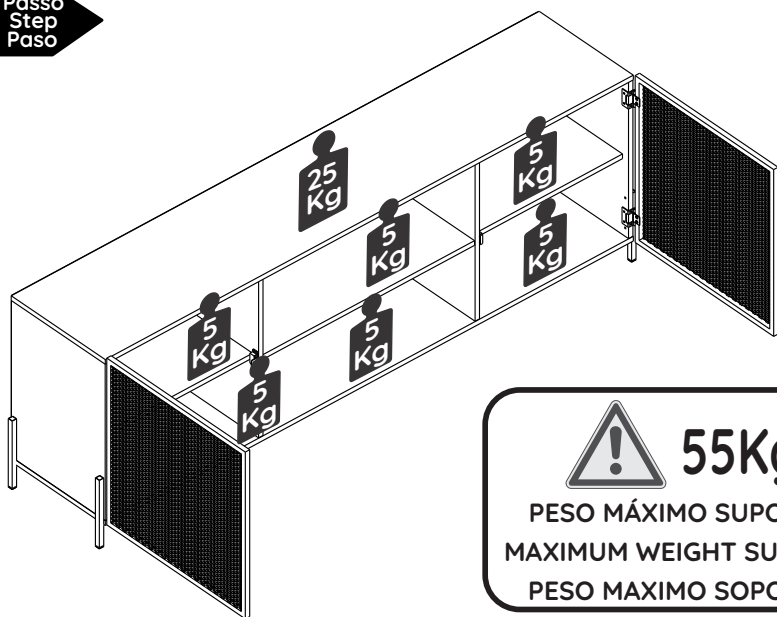


7  
Passo  
Step  
Paso



A regulagem das portas de metal, ocorrem com o perfeito alinhamento do móvel, se o piso estiver fora de nível, a correção deve ser feita através das sapatas reguláveis.  
The adjustment of the metal doors occurs with the perfect alignment of the furniture, if the floor is out of level, the correction must be made through the adjustable shoes.  
El ajuste de las puertas metálicas se da con la perfecta alineación del mueble, si el piso está desnivelado, la corrección debe hacerse a través de las zapatas ajustables.

8  
Passo  
Step  
Paso



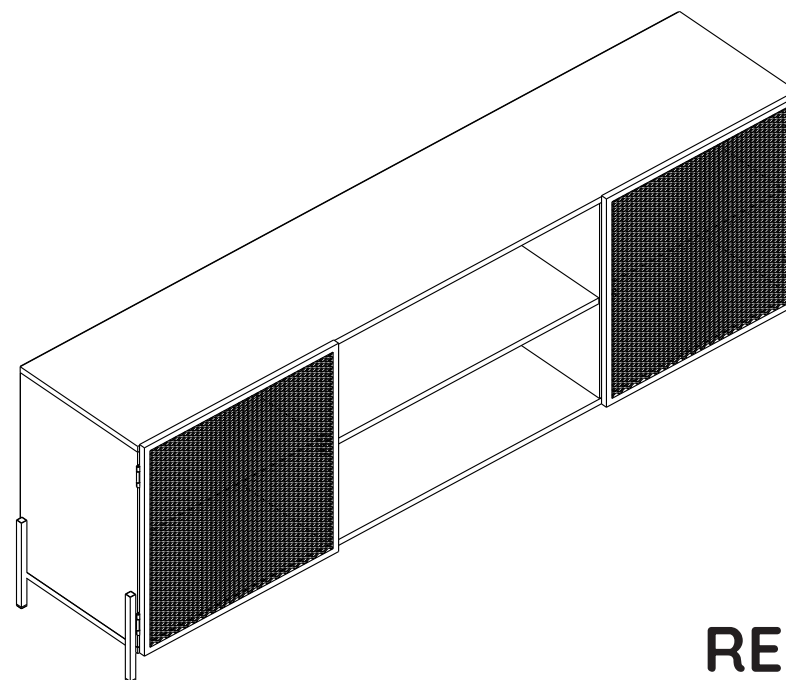
#### Dicas de Conservação / Maintenance Tips / Consejos de Mantenimiento

\*Para limpar ou tirar manchas, utilize uma flanela umedecida em solução de água e álcool, na mesma proporção. Evite exposição ao sol.

\*To clean or remove stains, use a piece of flannel dampened with a water and alcohol solution, in the same proportion. Avoid direct sunlight.

\*Para limpiar o sacar manchas, utilice una flanela humedecida en solución de agua y alcohol, en la misma proporción. Evite la exposición directa al sol.

## INSTRUÇÕES DE MONTAGEM ASSEMBLY INSTRUCTIONS INSTRUCCIONES DE MONTAJE

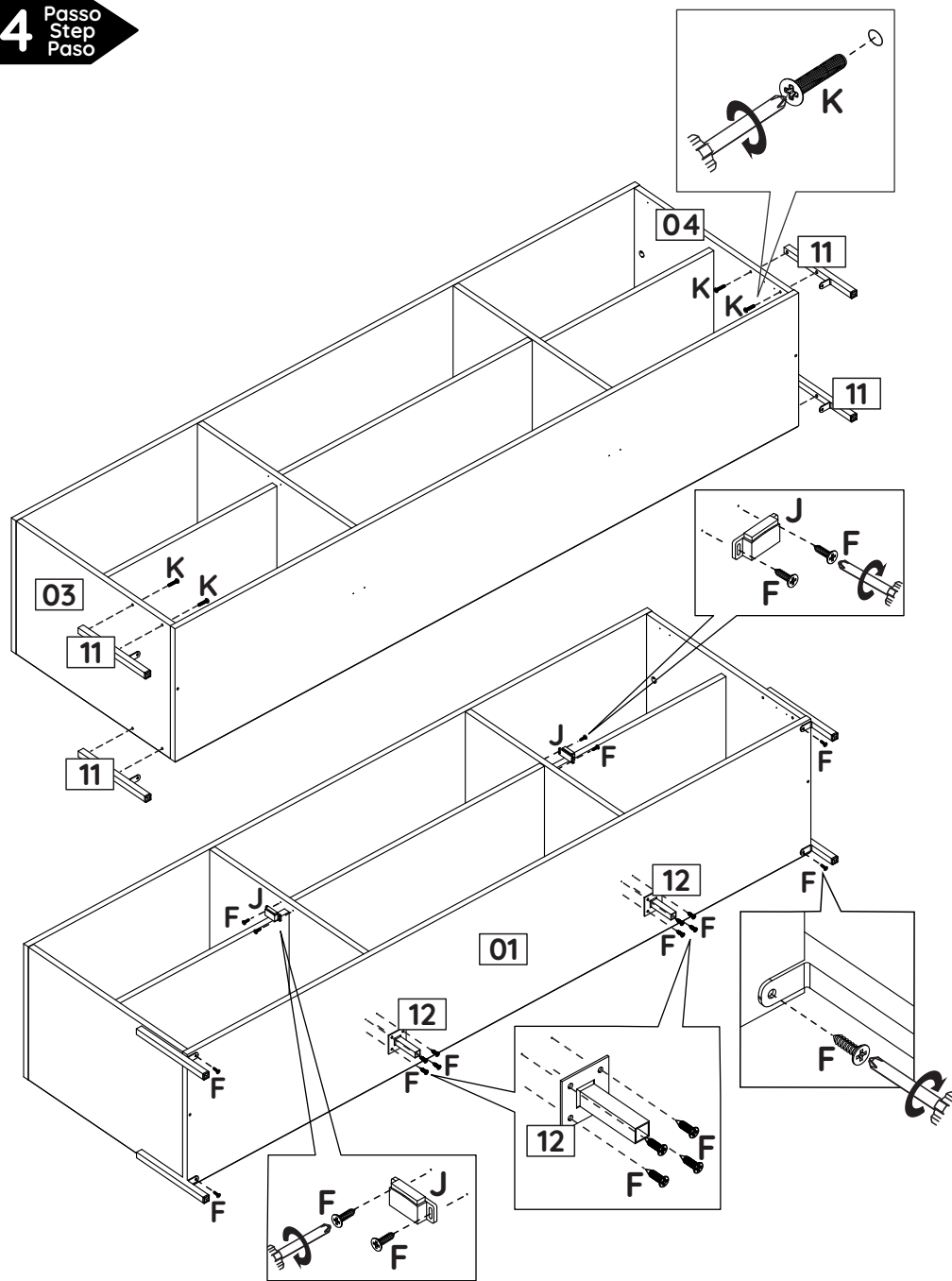


REF. 27912

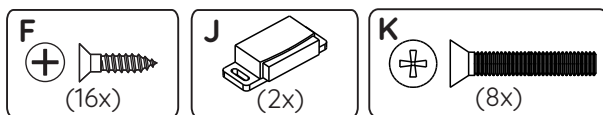
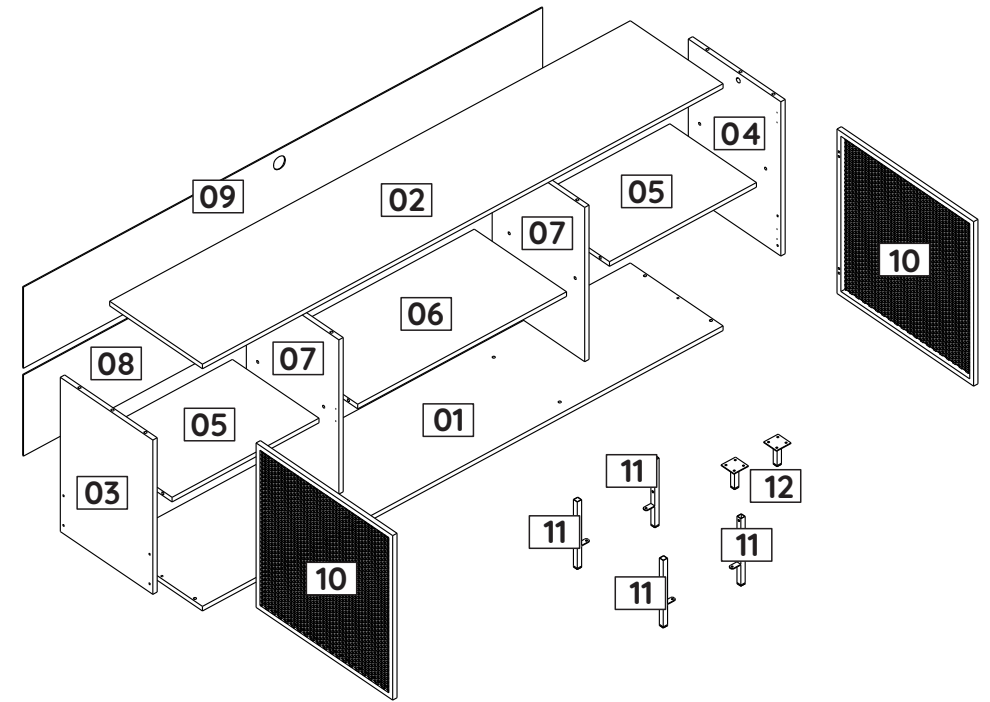




**4** Passo  
Step  
Paso

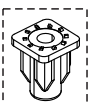
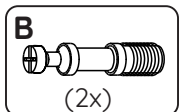
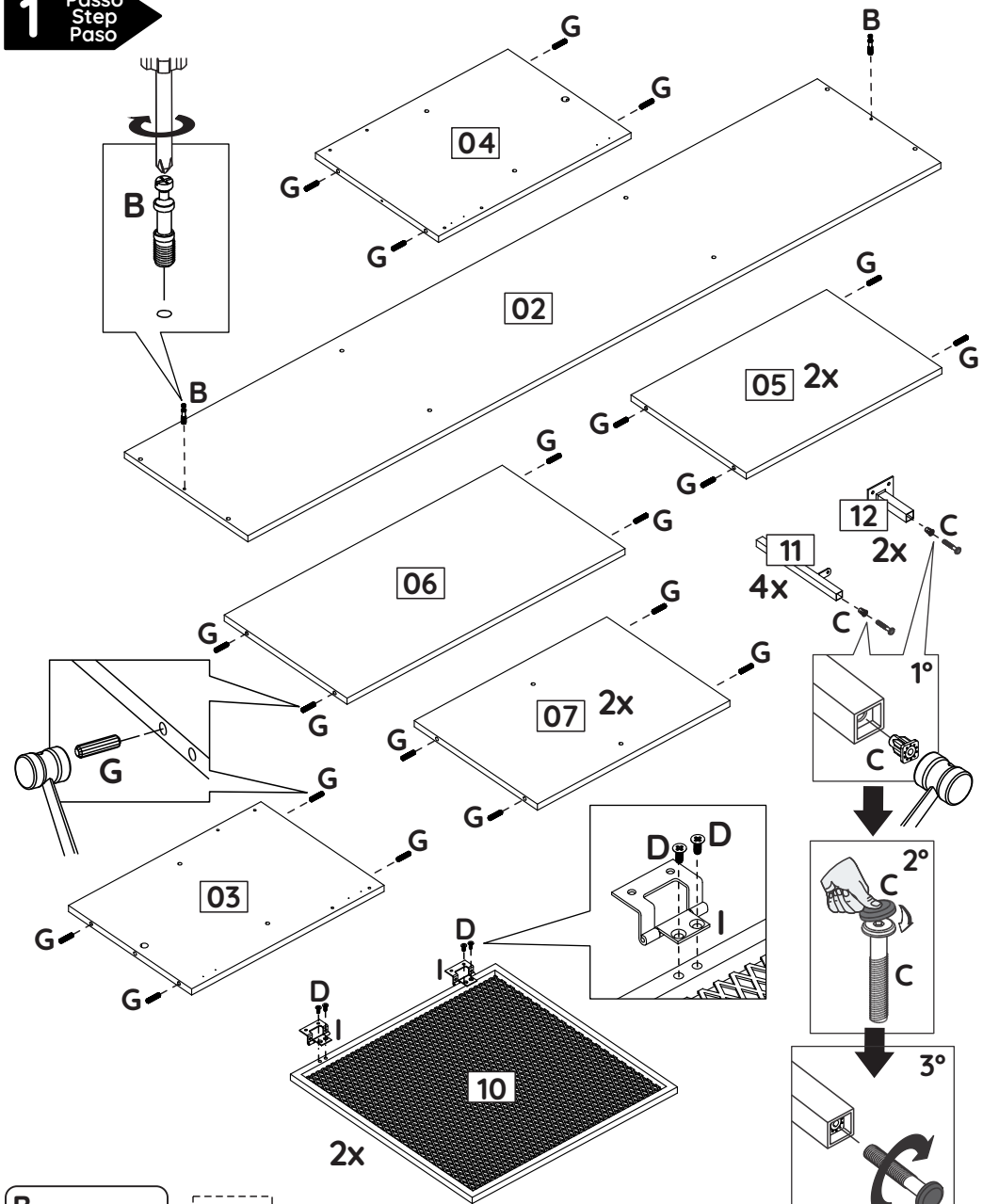


ID	IMAGEM DE REFERÊNCIA / IMAGE REFERENCE IMAGEN REFERENCIA	QUANTIDADE # OF PIECES CANTIDAD
M	3mm	02
N		01

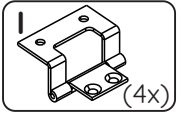
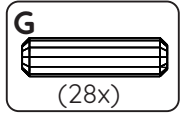
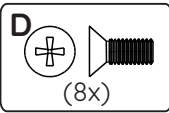
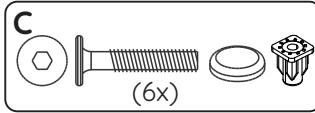


ID	Descrição / Description / Denominación	Quantidade # Of Pieces Cantidad	Dimensão (mm) Dimension (mm) Dimensión (mm)
01	Base/Base/Base	01	1800x360x15
02	Tampo/Top/Tapa	01	1800x360x15
03	Lateral esquerda/Left side/Lateral izquierda	01	500x359x15
04	Lateral direita/Right side/Lateral derecha	01	500x359x15
05	Prateleira/Shelf/Repisa	02	508x336x15
06	Prateleira central/Center shelf/Repisa central	01	722x358x15
07	Divisão/Divider/Divisoria	02	500x359x15
08	Costa/Back/revés	01	1795x263x03
09	Costa passa fio/Back passes wire/Revés pasa cable	01	1795x263x03
10	Porta com chapa expandida/Door/Puerta	02	530x533x15
11	Pé/Foot/Pata	04	215x40x15
12	Pé central/Central Foot/Pata central	02	70x50x50

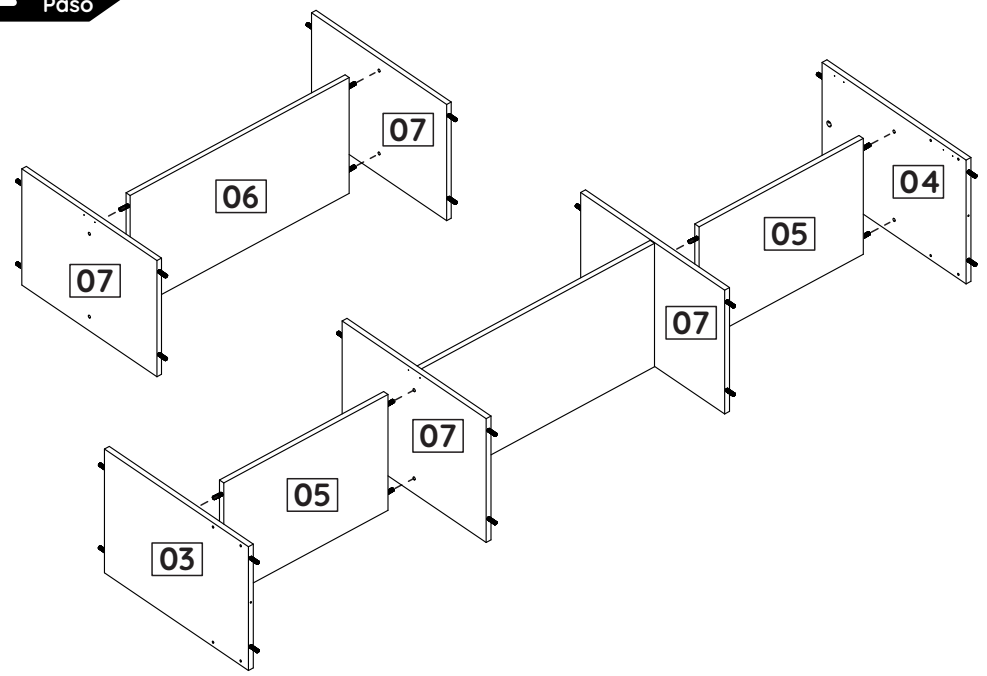
**1** Passo  
Step  
Paso



acessório incluso apenas para versões compatíveis  
accessory included only for compatible versions  
accesorio incluido solo para versiones compatibles



**2** Passo  
Step  
Paso



**3** Passo  
Step  
Paso

