

WALLPACK LIGHT

SPEC SHEET



Catalog No. : PHX12-PC-3K-WH

Type : Wallpack Light

Project Name :

Location :

Qty :

Date :



Suitable for
Wet Locations

PROBRITE'S Architecturally-designed, highly-efficient, and maintenance-free LED entry and patio wall pack light provides an evenly distributed, inviting, and secure 3000K warm white light free of unsightly glare or 'hot-spots'. This Dual-Control Enabled light allows the user to choose between two operating modes: a Dusk to Dawn (automatic night time ON and daytime OFF) mode or a manual Switch-Controlled operation.

APPLICATIONS

This slim-profile wall mounted light combines pleasing ambience and high-output security lighting ideal for both residential and light commercial applications such as entry-ways, patios, apartment complexes, storage areas, warehouses, loading areas, hotels and restaurants.

PRODUCT PERFORMANCE AT A GLANCE

SYSTEM WATTAGE	LED WATTAGE	LUMENS	LPW	CRI	REPLACES METAL HALIDE
12W	11W	900 lm	75 lm/w	≥80	70W



HOUSING

Impact and fade resistant, UV-stabilized polycarbonate housing mounted with stainless steel hardware.

OPTICS

Frosted glare-free polycarbonate lens provides wide and even light coverage without visible "hot-spots" on the lens for an inviting feel.

FINISH

Fade, weather, and abrasion resistant, white polycarbonate finish.

IP RATING & LISTINGS

LED light engine is weather proof rated IP65.

cULus, FCC Certified

MOUNTING

Detachable mounting plate that fits most standard round and octagon junction boxes.

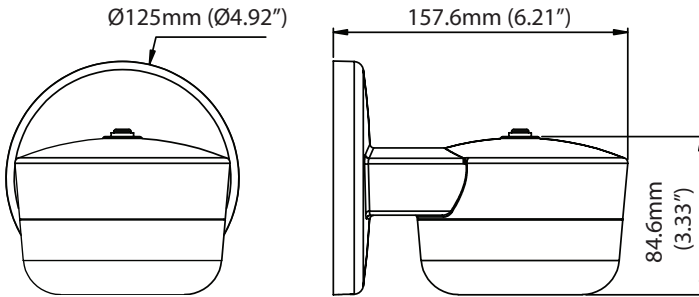
Includes an integral hooking wire on the back of the fixture that attaches to the mounting plate enabling easy hands-free wiring and installation.

WARRANTY

Fixture is covered by a 5-year limited warranty.

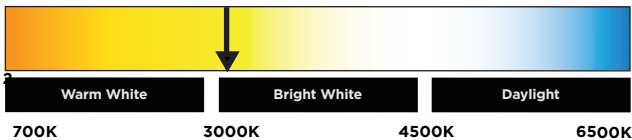
See probrite.com/warranty for details.

PRODUCT LINE DRAWING



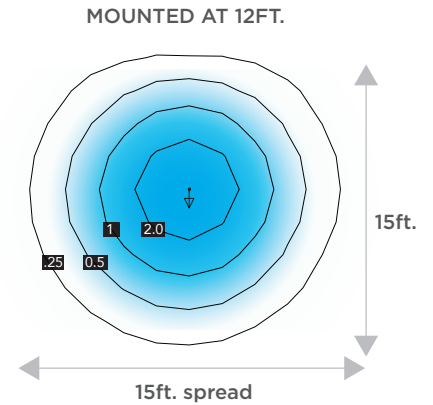
PRODUCT SPECIFICATIONS

Product Dimensions	: 6.21" x 3.33" x 4.92
Weight	: 0.99lbs
Lumens	: 900
System Wattage	: 12W
LED Wattage	: 11W
Efficacy	: 75
CRI	: 80
Replaces (Metal Halide)	: 80W
Replaces (Incandescent Bulb)	: 75W
Mounting	: Universal mounting plate
Frequency	: 50-60Hz
THD (Total Harmonic Distortion)	: <20%
PF (Power Factor)	: >0.9
Ambient Operating Temperature	: (-30) - 40°C
Input Voltage	: 120V
LED Chip	: Philips® LED
Photocell	: Yes
Driver	: Non-dimming
Standard Lifetime	: L70 >50,000hrs
Standard Warranty	: 5yrs
Water Proofing Grade	: Suitable for Wet location
CCT	: 3000K
Certifications	: UL/cUL



SUGGESTED MOUNTING HEIGHT:
5-10FT.(1.5-3M)

2D PHOTOMETRIC VIEW



APPLICATION

