

## CARE AND MAINTENANCE

Leather surfaces on Safavieh Furniture should be dusted regularly with a dry or slightly damp soft cloth. Avoid using saddle soap or other cleaners. Leather desks and tabletops have a lacquer coating, therefore they can be lightly waxed. Suede surfaces should only be cleaned with a dry, stiff brush. Exposure to liquid spills should be avoided since suede cannot be washed or cleaned like leather. 100% Safavieh Bicast Leather.


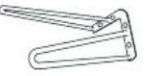



## NOTICE

\* Please make sure that you have all parts indicated before you begin assembly of this item

\* This item should be assembled on a soft surface to prevent scratching the finish during assembly

\* This item may require periodic tightening

## Part List and Hardware List

PIECE	DESCRIPTION	PICTURE	QUANTITY
A	SEAT		1X
B	Left leg		1X
C	Right leg		1X
HW1	Hex bolt 4x1x16MM		8X
HW2	Allen key M6		1X

Product Dimensions:W13.97"XD13.97"XH17.3"



**WARNING:**

**WEIGHT CAPACITY 220 LBS.  
NO NOT STAND ON CHAIR**

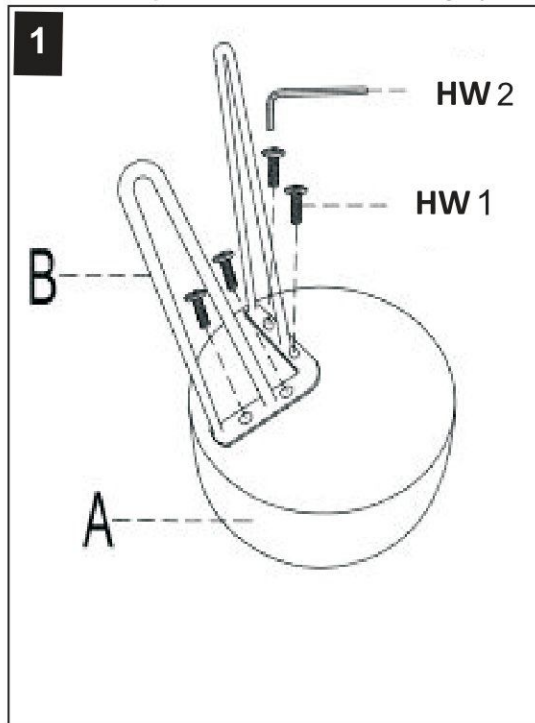
## PREPARATION

Before beginning assembly of product, make sure all parts are present. Compare parts with package contents list and hardware contents list.

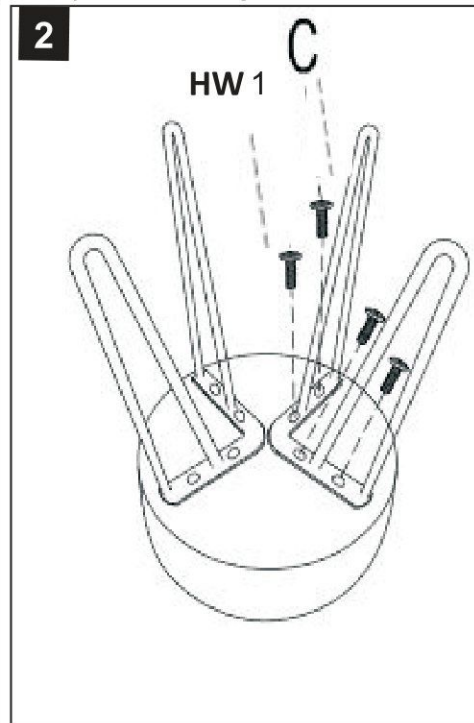
If any part is missing or damaged, do not attempt to assemble the product.

Estimated Assembly Time: 5 minutes.

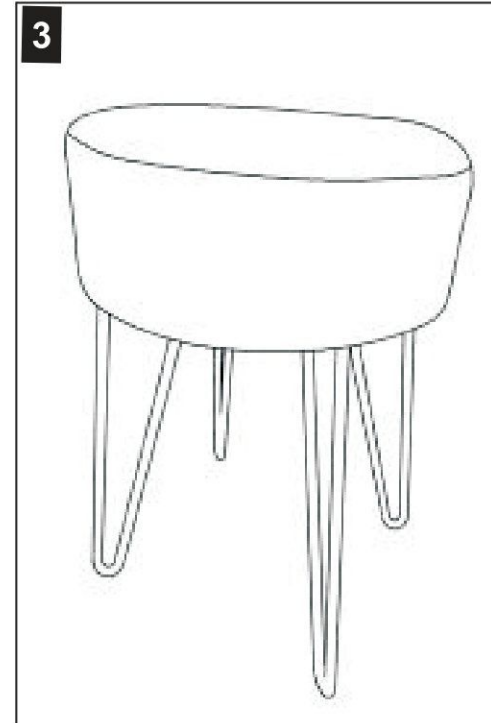
Tools Required for Assembly (included): Allen Key



**Step 1**  
Pls put the left leg(B) in the bottom seat(A) as picture, Then used Allen key M6(HW2)with Hex bolts (HW1).



**Step 2**  
Pls assemble the right leg(C)with Hex bolts(HW1) then finished.



**Step 3**  
Assembled finishing as picture showed.