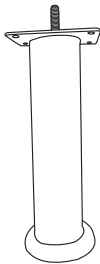

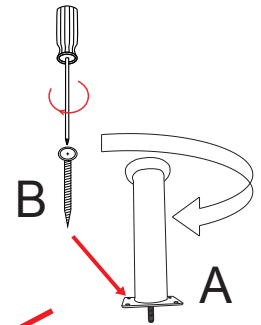


ASSEMBLY INSTRUCTION

Please follow below Assembly Instruction step by step.

HARDWEAR LIST		
NO.	DESCRIPTION	QTY (pcs)
A	 leg	4
B	 screw	16

STEP1



STEP2

