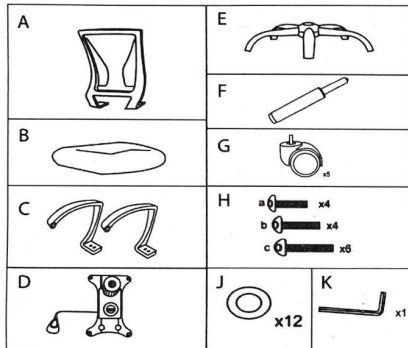


ASSEMBLY INSTRUCTIONS

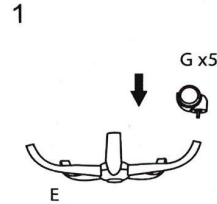
PARTS



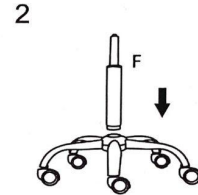
WARNING:

- 1) Do not use this chair as a step ladder or stand on the seat
- 2) Only one person should sit in the chair at a time
- 3) Do not use this chair unless all parts are firmly secured
- 4) Check for loose parts at least every 3-4 months
- 5) Should you need to replace any parts, only use factory authorized parts and discontinue use until all parts are repaired/replaced.

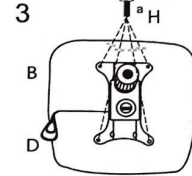
FAILURE TO FOLLOW THESE WARNINGS CAN RESULT IN SERIOUS INJURY



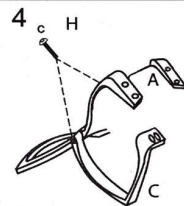
Invert star base (E) onto soft surface to avoid scratching. Press caster wheels (G) into place until they lock.



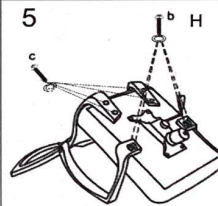
Insert gaslift (F) into center of star base assembly from step 1.



Affix metal stem (D) to the bottom of the chair seat (B) using hardware set (H-a). Adjusting lever should be on the right when sitting.



Attach chair armrests (C) to chair backrest (A) using hardware (H-c).



Secure step 4 assembly to step 3 assembly using hardware set (H-b).



Place seat assembly from step 5 onto base assembly from step 2. Press down firmly on seat once connected.

NOTE: Do NOT fully tighten any bolts until the chair is fully assembled. Parts need flexibility to connect when assembling. If you fully tighten each bolt as you go then you likely will not be able to put the chair together. Only after completing step 5 should you then fully tighten each bolt.

5 YEAR FACTORY LIMITED WARRANTY

This product has a five (5) year factory limited warranty from the date of purchase for gas lift strut performance failure. The gas lift strut has been tested to complete at least 100,000 operations. Should this gas lift strut fail to raise and lower the barstool during this warranty simply return the part to us for a free replacement. This warranty does not cover any other part of the chair including the seat, backrest, stem, wheels and base. Only the gas lift strut is covered under this warranty. Damage due to accident, neglect, misuse, and abuse are not covered by this warranty. To receive a replacement gas lift strut, simply return the defective part along with a copy of the original sales receipt and a copy of this warranty card to our factory.