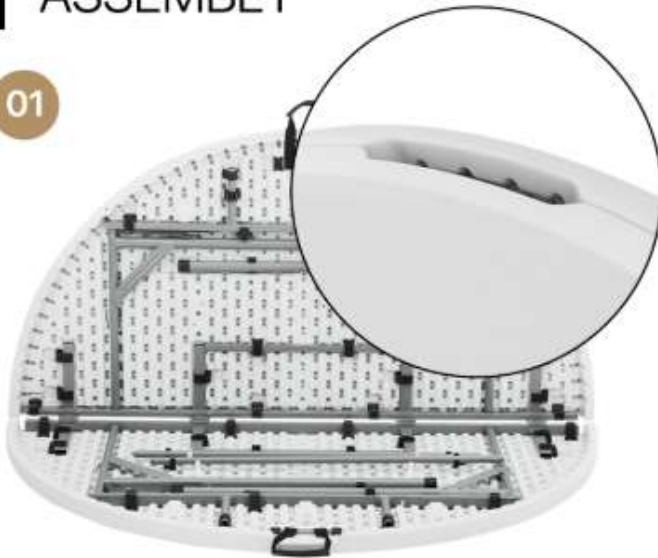



EASY ASSEMBLY

01




1. Locate the finger gap and pull the table apart, you may need to use some force.

02



2. Fold the legs out, with the table upright, make sure the safety lock in the locking position.

03



3. Install the cross-bar on the legs as picture shown.

04



4. Up side down the table and finish.