

ASSEMBLY INSTRUCTIONS



Description: DOUBLE PEDESTAL DINING TABLE 78x42 WITH 18" BUTTERFLY LEAF

Dimension: 42"Wx60"/78"Lx30"H

Cube size: 62"x44.4"x6.3"
(Top)

NW : 99 LBS
GW : 105.6 LBSp

Cube size: 23.6"x17"x7.2"
(Pedestal)

NW : 28.6 LBS
GW : 30.8 LBS

DOUBLE PEDESTAL DINING TABLE 78x42 WITH 18" BUTTERFLY LEAF

BEFORE ASSEMBLY

Thank you for purchasing this quality product. This product has been designed for easy assembly and constructed for durability. Please take the time to read and follow the assembly instructions carefully.

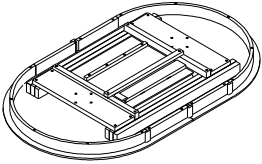
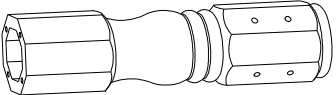
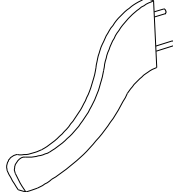
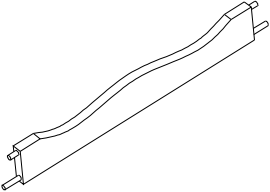
Be sure to check all packing material carefully for small parts which may have come loose inside the carton during shipment. Please separate, identify, and count all parts and metal hardware. Compare with part list to be sure all parts are present. If hardware is missing or you have difficulty assembling this product, please call for us.

IMPORTANT NOTE:

- Place all wooden parts on a clean and smooth surface such as a rug or carpet to avoid the parts from being scratched.
- Remove all wrapping material, including staples & packing straps before you start to assemble.
- DO NOT tighten all screws and bolts until completely assembled.
- Keep all hardware parts out of reach of children.









PART LIST

When unpacking, please be careful not to discard any parts with the packaging. Before continuing, please make sure you have the following parts:

NO	Description	Qty	Sketch	NO	Description	Qty	Sketch
A	Top	1		B	Pedestal	2	
C	Leg	4		D	Crossbar	1	

HARDWARE LIST

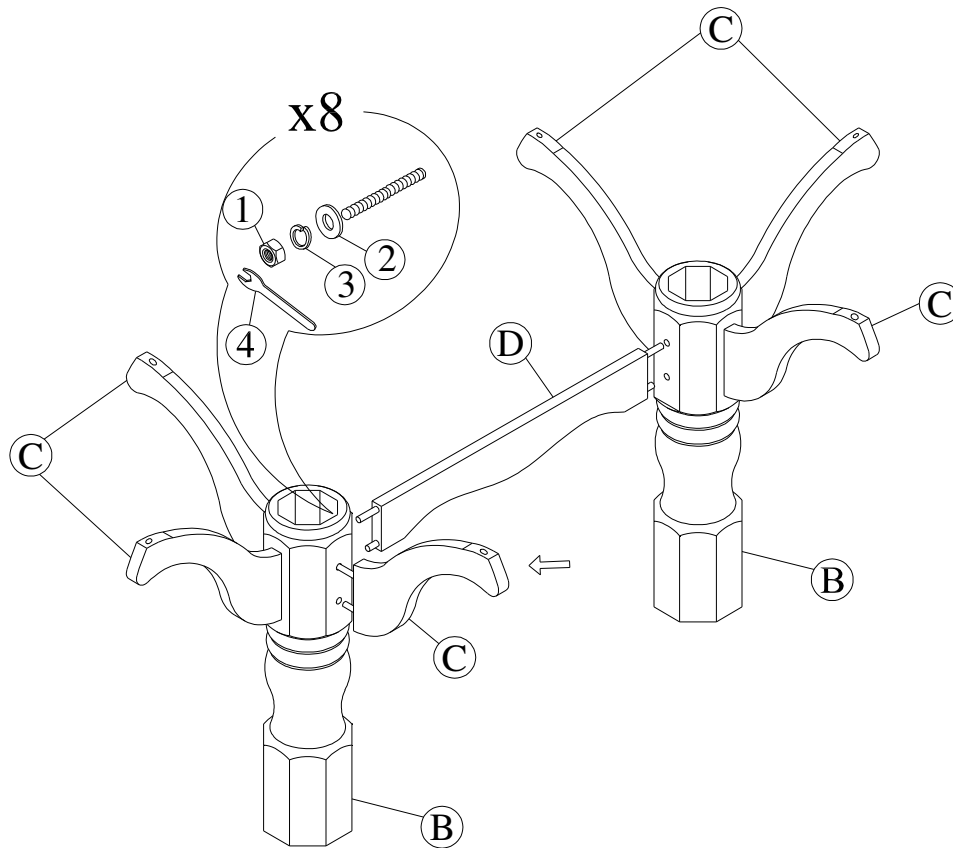
When unpacking, please be careful not to discard any parts with the packaging. Before continuing, please make sure you have all of the following hardware:

NO	Description	Qty	Sketch	NO	Description	Qty	Sketch
1	Hexagon nut (M8x13mm)	8		2	Flat washer (Φ8.5x19 mm)	8	
3	Lock washer (Φ8.5x13 mm)	8		4	Wrench (13mm)	1	
5	Allen key (4mm)	1		6	Bolt (6x45mm)	8	
7	Lock Washer (Φ6.5x9)	8		8	Flat Washer (Φ6.5x19)	8	

DOUBLE PEDESTAL DINING TABLE 78x42 WITH 18" BUTTERFLY LEAF

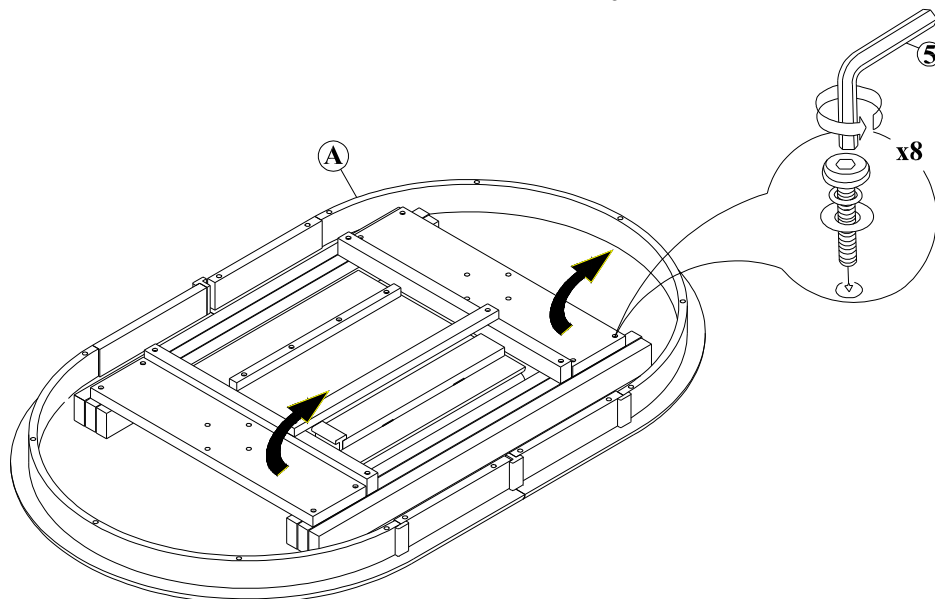
STEP 1

Attach crossbar (D) and legs (C) to pedestals (B) with nuts (1), washers (2) and (3) as shown below. Tighten with wrench (4).



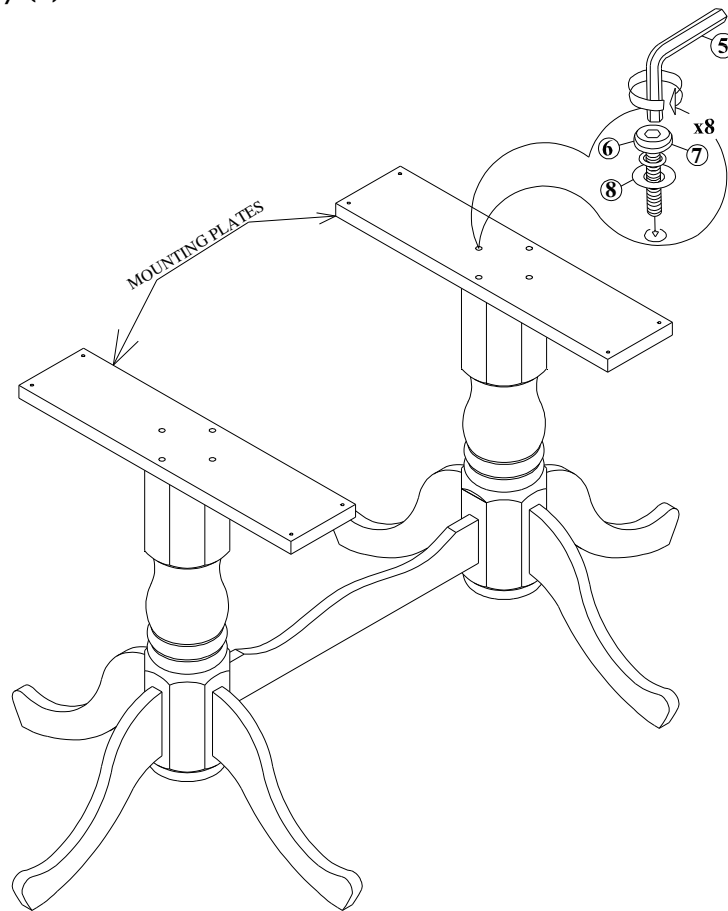
STEP 2

Use the Allen key (5) to loosen the bolts and washer and take off the mounting plate underneath of the table top (A).



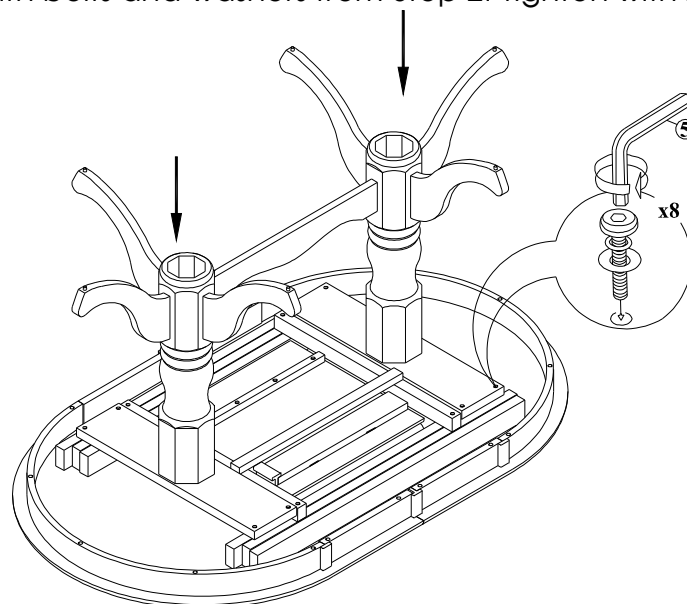
STEP 3

Put the plates on top of the pedestals (B) with Bolts (6), washers (7) and (8) as shown below. Tighten with Allen key (5).



STEP 4

Carefully put the base (from Step 3) on the bottom side of top (A). Attach mounting plates to top (A) with bolts and washers from Step 2. Tighten with Allen key (5).



STEP 5

Unlock the table top from both sides underneath of the top. Pull the 2 parts of the table top apart.



STEP 6

Place the butterfly leaves in the center of the open table top. Push the table top closed lock the table top mechanism underneath as shown below.

