

# Product Description



**Triangle Glass Coffee Table**  
 A masterpiece of craftsmanship that combines strength and sophistication.

## Product Description



100% ash wood solid table legs



Rounded edges for more safety

0.78"



## Mid-century Modern Design

Rugged triangular glass design - inspired by Noguchi, A coffee table can hold up to 330 lbs. And features elegant curved lines design on the edges, which prevents scratching, especially for your kids.

## Stable triangle design


Premium Hardwood Construction Two Interlocking Wood Base Pieces, securely supported by satin nickel steel legs. Better heat resistance and wear resistance than other ordinary glass

## Tempered Glass Top

The coffee table's tempered glass top, has better heat resistance and wear resistance than other ordinary glass. The glass top is easy to clean with glass cleaner and scratch resistant.

## Large space for placement

Dimensions: 50W" x 37.5"D  
 Whether you want to display your favorite decor, set down your drink, or place a tray with snacks, the coffee table's generous surface area ensures you have enough space for all your needs.



Elegant Black



Dark Walnut



Light Walnut



Item Description:

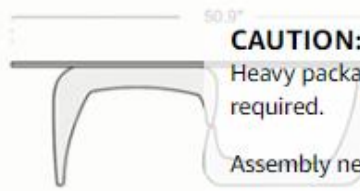
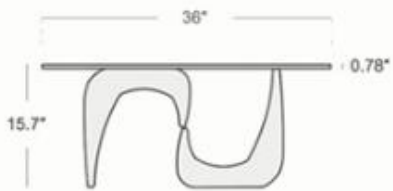
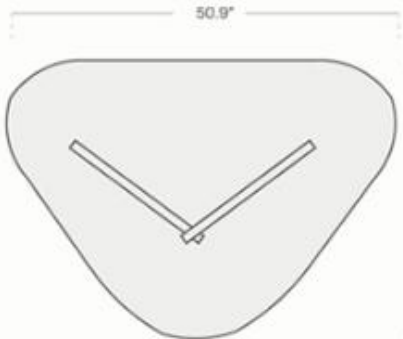
Triangle Glass Coffee Table, a masterpiece of craftsmanship that combines strength and sophistication.

Premium Hardwood Construction Two Interlocking Wood Base Pieces ·

3/4 Inch Tempered Glass Top

Dimensions: 50W" x 37.5"D x 16"H

Whether you want to display your favorite decor, set down your drink, or place a tray with snacks, the coffee table's generous surface area ensures you have enough space for all your needs.



**CAUTION:**  
Heavy packages, two-person lift required.  
Assembly needed.

You will receive 1 boxes!

The chair set ships in 1 boxes and may arrive separately.

