

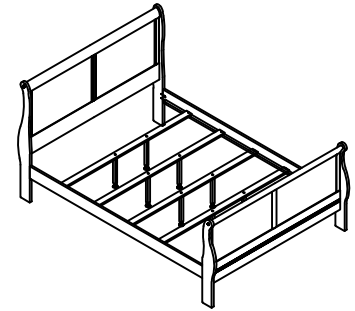


ASSEMBLY INSTRUCTION




FOR SIDE RAIL

(BOX 1)
BOX OF HEADBOARD & FOOTBOARD



ITEM	DRAWING	DESCRIPTION	Qty
A		HEADBOARD	1
B		FOOTBOARD	1



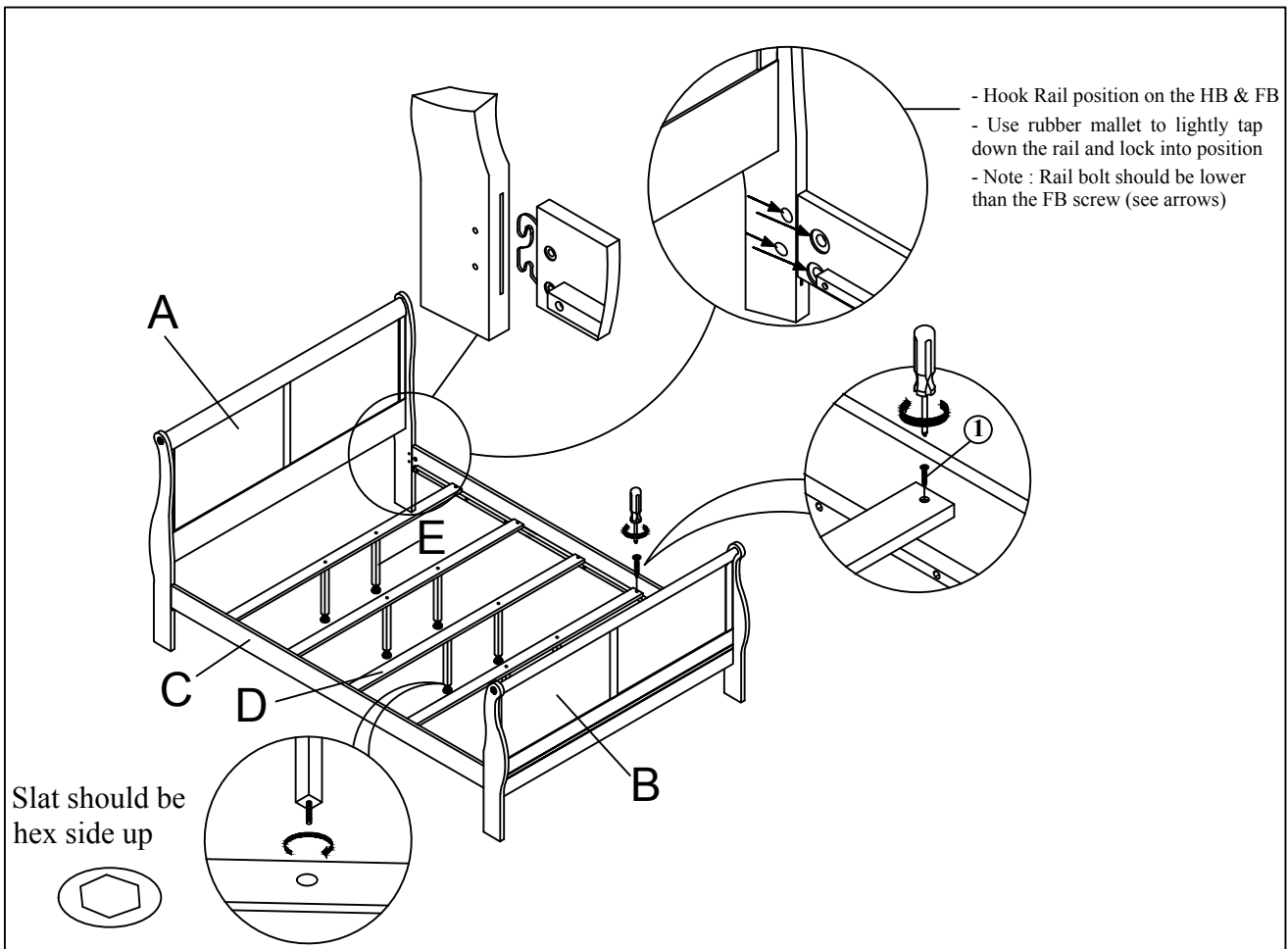
(BOX 2)
BOX OF SIDE RAIL

ITEM	DRAWING	DESCRIPTION	Qty
C		SIDE RAIL	2
D		WOODEN SLAT	4
E		WOODEN SUPPORT	8

(BOX 2)
HARDWARE LIST

ITEM	DRAWING	DESCRIPTION	Qty
1		CB SCREW (M4 *28mm)	8
2		SCREW DRIVER(*)	1

COMPLETED FULL BED ASSEMBLY



THE HARDWARE IS LOCATED THE PACKING ITEMS

NOTE: MUST TIGHTEN SCREWS PERIODICALLY WITH USE SCREWS MAY BECOME LOOSE.

CHECK TIGHTNESS OF ALL SCREWS EVERY 6-8 WEEKS.

CLEANING INSTRUCTION

After assembled, clean & polish the completed parts if necessary with soft cloth and industrial recognized furniture polish.

MADE IN VIETNAM