


## Assembly Instructions

Read all instructions before starting assembly.



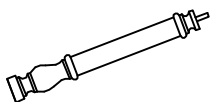
(A) 1-Top



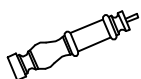
(B) 3-Shelf



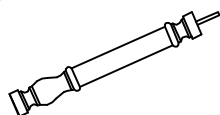
(C) 2-Back Pillar



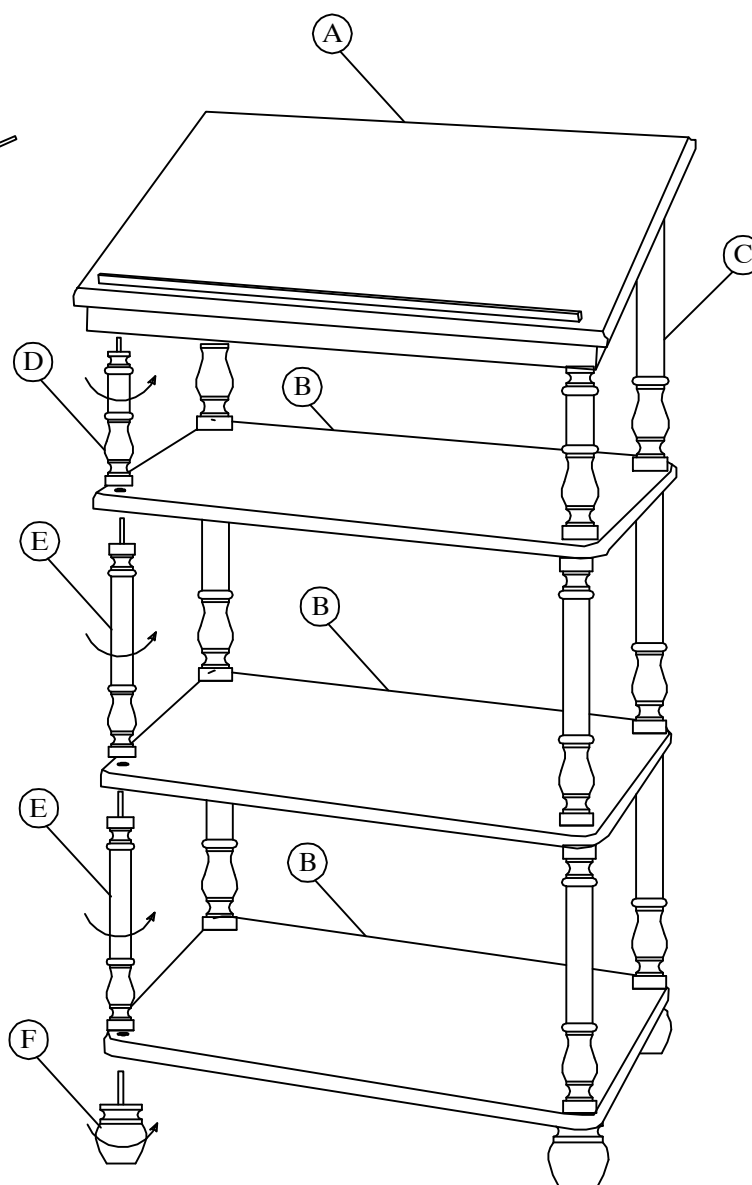
(D) 2-Front Pillar



(E) 8-Middle Pillar



(F) 4-Feet



### (\*Caution:DO NOT OVERTIGHTEN

In any correspondence regarding this product, please include the complete identification number located on the underside of the product.

*We hope this Library Stand will be a useful and decorative addition to your home for years to come.*