

USER'S MANUAL

Umbrella base

THIS INSTRUCTION BOOKLET CONTAINS **IMPORTANT** SAFETY INFORMATION. PLEASE READ AND KEEP FOR FUTURE REFERENCE.

Before You Start

- ⦿ Please read all instructions carefully.
- ⦿ Retain instructions for future reference.
- ⦿ Separate and count all parts and hardware.
- ⦿ Read through each step carefully and follow the proper order.
- ⦿ We recommend that, where possible, all items are assembled near to the area in which they will be placed in use, to avoid moving the product unnecessarily once assembled.
- ⦿ Always place the product on a flat, steady and stable surface.
- ⦿ Keep all small parts and packaging materials for this product away from babies and children as they potentially pose a serious choking hazard.



AX4



BX4



CX1

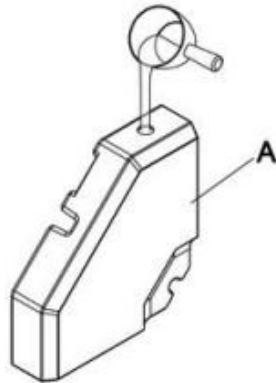


(Ø8)

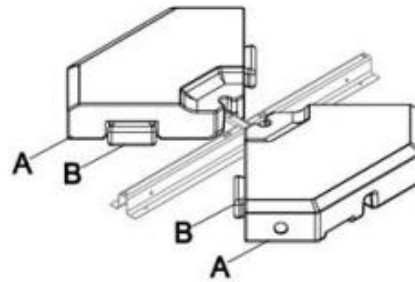


(M8X70)

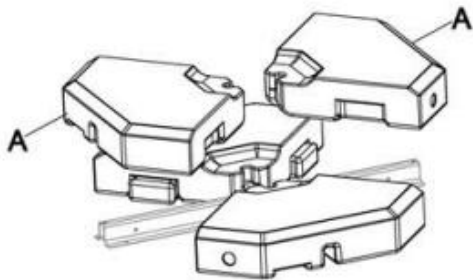
1



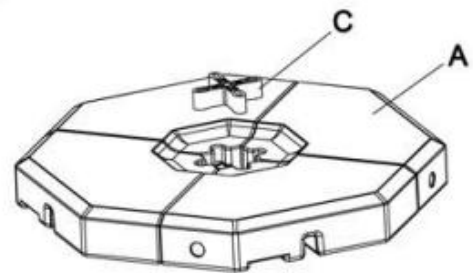
2



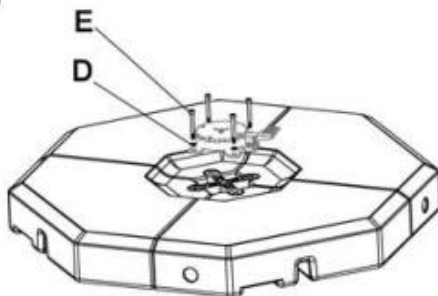
3



4



5





- When there is a strong wind (>3bft) close the parasol to prevent it from falling.
- When opening the parasol give it a little help by pulling the ribs a bit apart from each other by hand. Then open up the parasol.