


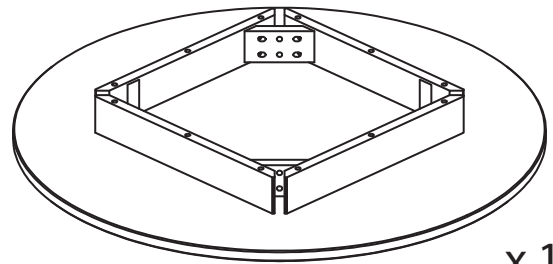
Assembly Instruction

Item# 860-8X

36" Round Dining Table with Solid American Gum

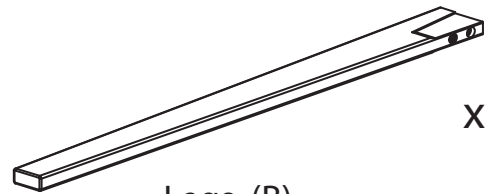


Parts



x 1

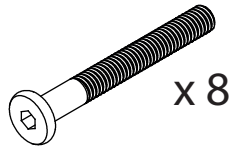
Table Top (A)



x 4

Legs (B)

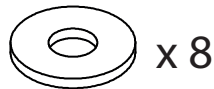
Hardware



x 8

RF10160

Screw JCB M6 x 60 mm



x 8

RF40197

Washer M6



x 8

RF40193

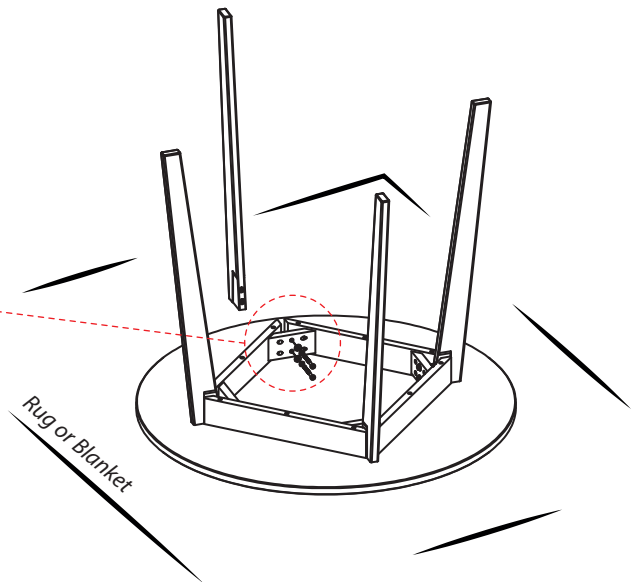
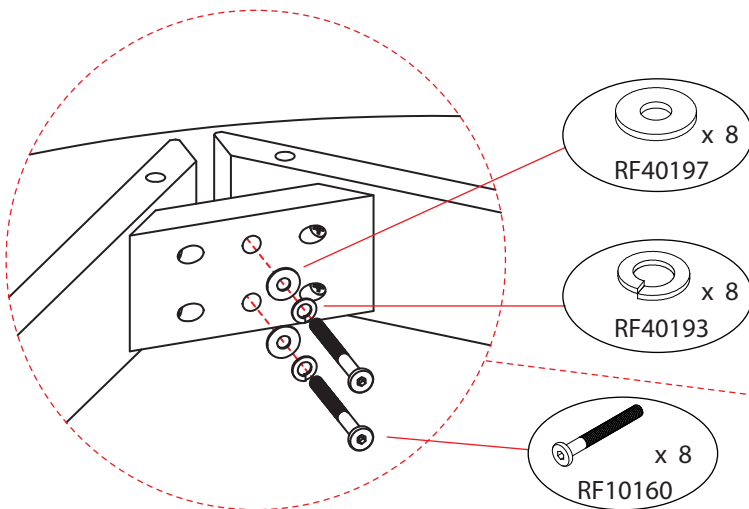
Spring Washer M6



x 1

RF40015

Allen Key



Invert the Table Top (A) onto a soft surface. Attach the Legs (B) to the Table Top (A) using the included Screws (RF10160), Washers (RF40197), and Spring Washers (RF40193). Tighten the screws using the provided Allen key, as shown in the picture.