
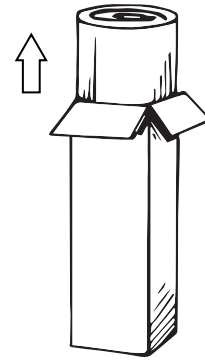


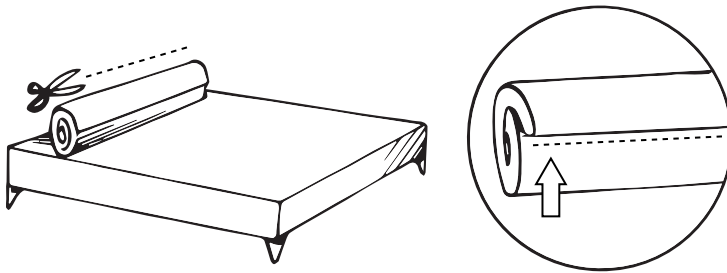
MATTRESS OPENING INSTRUCTIONS




1. Your mattress will arrive in a cardboard box. Move the box into the room where you will be using the mattress.




2. Remove the mattress from the box. It will be wrapped in protective plastic.



3. Place the mattress on the floor or on your bed base and cut the outer layer of plastic along the mattress overlap edge.



4. Unroll the mattress.



5. Carefully cut the 2nd layer of plastic along the sides of the mattress. ***Make sure you're only cutting the plastic—not the mattress inside!*** The mattress will begin to expand immediately.

There is no waiting period. Your mattress is ready for you to enjoy!