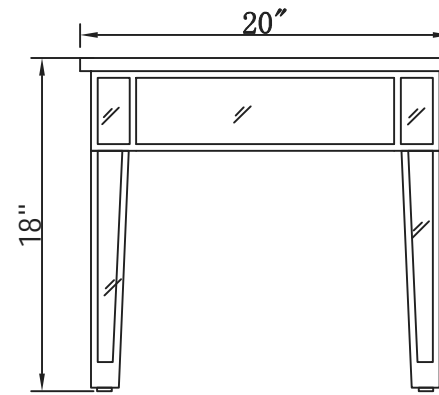
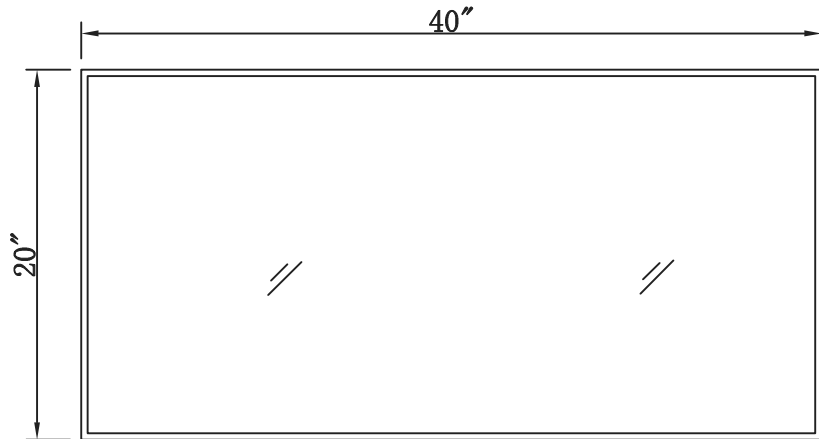


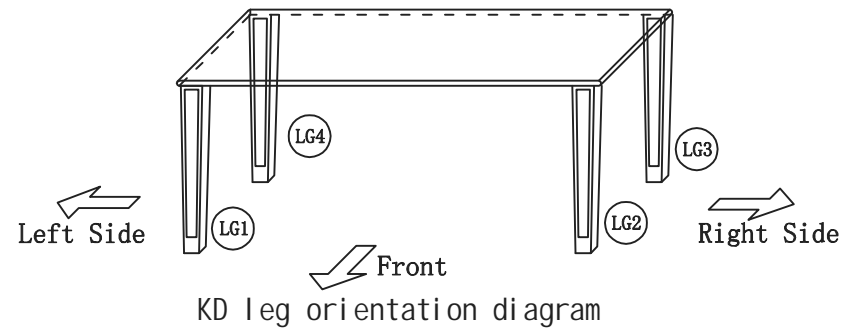
Front view



Side view



Top view



DWG. NO.

SPEC NO:

QUANTITY:

DATE:

CHECKED BY:

FOR PROPOSAL ONLY ALL
DIMENSIONS TO BE VERIDIED

PROJECT:

COLOR:

FINISH:

REVISIONS

1	
2	
3	
4	
5	
6	

Number of Doors			0	Table: seating capacity	1	felt lined drawers	N/A	cabinet interior height	N/A
Finish	antique silver paint	Finished Back	YES	upholstery color	N/A	drawer glide extension	N/A	cabinet interior width	N/A
Hand Painted	Yes	Hardware finish	N/A	upholstery pattern	N/A	drawer glide material	N/A	cabinet interior depth	N/A
Mirror type	Clear mirror	Assembly	Yes, legs	cushion material	N/A	drawer dividers	N/A	leg height	13"
Beveled glass	Yes	Product Width("")	40	base finish	antique silver paint	Drawer Interior finish	N/A	leg width	2"
Frame material	Solid wood and MDF	Product Depth("")	20	powder coated finish	NO	Ball Bearing Glides	N/A	leg depth	2"
Solid wood construction	Solid wood legs	Product Height("")	18	base material	MDF	soft close drawer glides	N/A	glass finish	Clear
Drawers Included	NO	Package LENGTH (")	44.125	top material	MIRROR	Number of cabinets	N/A	stackable	NO
Number of Drawers	0	Packaged WIDTH("")	24.125	wood species	Rubberwood	shelf height	N/A	leg design	Squared legs
Joinery Type	N/A	Packaged HEIGHT("")	9.75	tip over restraint strap	N/A	shelf width	N/A	Armoires: ring slots	N/A
Drawer railing	N/A	Package Weight(lbs)	62.7	shape of top	Rectangle	shelf depth	N/A	Armoires: hooks	N/A
Drawer Width("")	N/A	Product Weight(lbs)	44	lift top	NO	Shelf thickness	N/A	armoires: mirror dimensions	N/A
Drawer Depth("")	N/A	Shipping Type	Small Parcel	shelf material	N/A	Any certification?	NO	door thickness	N/A
Drawer Height("")	N/A	table top width	20"	adjustable shelves	NO	California Proposition 65 warning required	YES	false drawers?	NO
Shelves	NO	table top finish	Clear mirror	Drawer Handle designs	N/A	Drawers Interior Height	N/A	sink type	N/A
Number of Shelves	0	glass top tempered	NO	Door Knob Model	N/A	Drawer Interior Width	N/A	# of faucet holes	N/A
Doors included	NO	table top maximum weight	66LBS	safety stop	YES	Drawer Interior Depth	N/A		

DWG. NO.	
SPEC NO:	
QUANTITY:	
DATE:	
CHECKED BY:	
FOR PROPOSAL ONLY ALL DIMENSIONS TO BE VERIFIED	
PROJECT:	
COLOR:	
FINISH:	
REVISIONS	
1	
2	
3	
4	
5	
6	