











ASSEMBLY INSTRUCTION

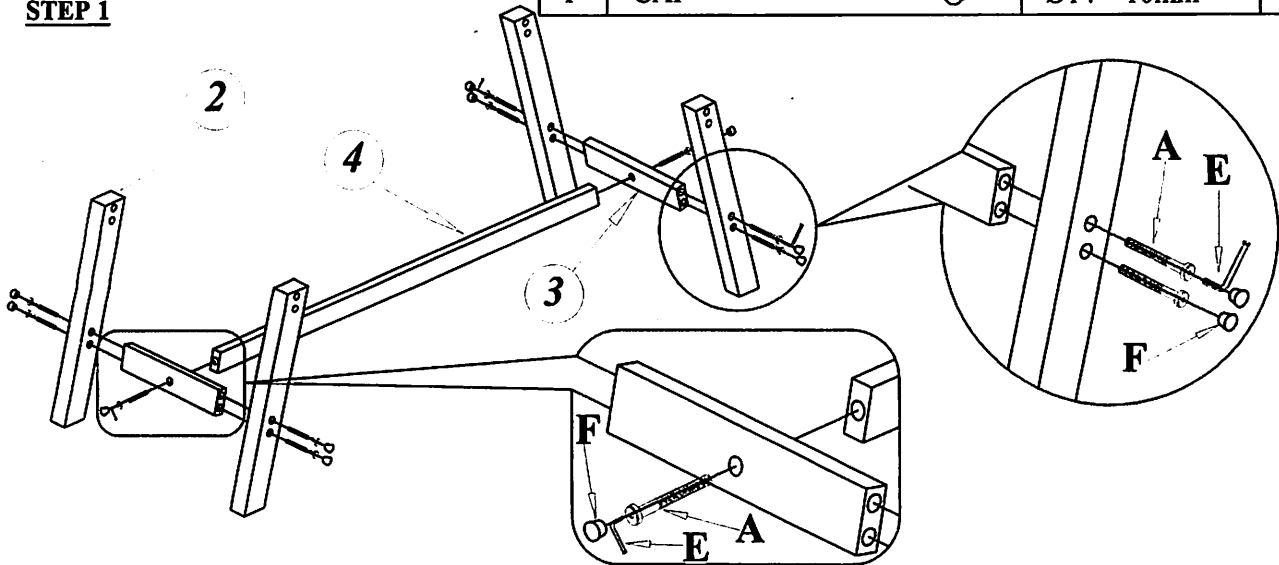
DIMENSINONS : 48"L x 17"W x 19"H

Description : BENCH

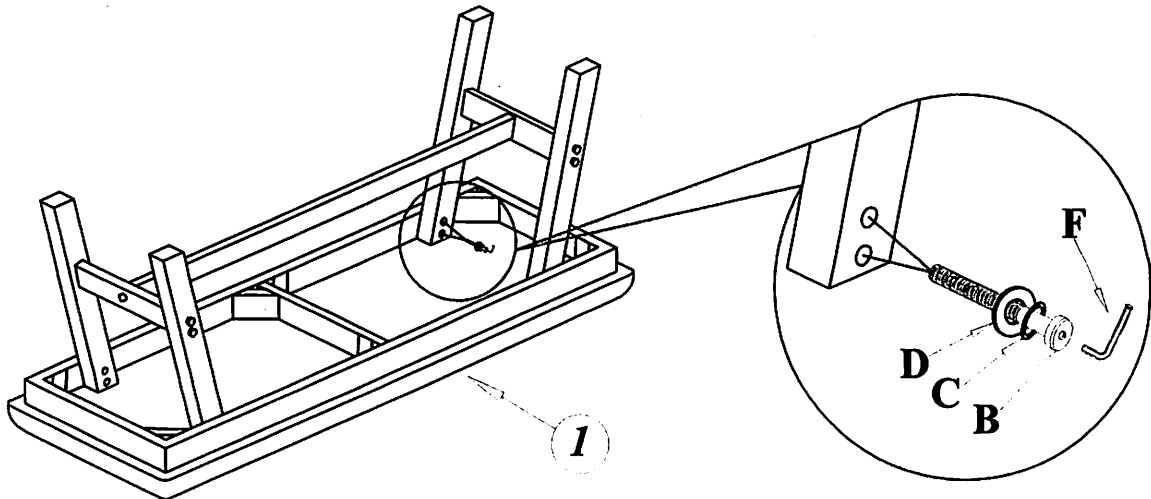
No	LIST OF PAST	Q'TY
1	SEAT 	1pc
2	CHAIR LEG 	4pcs
3	STRETCHER 	2pcs
4	STRETCHER 	1pc

No	LIST OF HARDWARE	Q'TY
A	BOLT  Ø1/4" x 55mm	16pcs
B	BOLT  Ø1/4" x 38mm	2pcs
C	LOCK WASHER  Ø1/4" x 2	8pcs
D	WASHER  Ø1/4" x 19 x 2	8pcs
E	OPEN END WRENCH  12 x 90 mm	1pc
F	CAP  Ø14 * 10mm	10pcs

STEP 1



STEP 2



STEP 3

