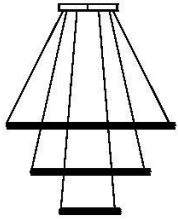
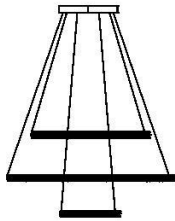


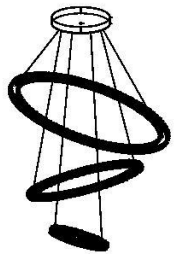
## Installation manual



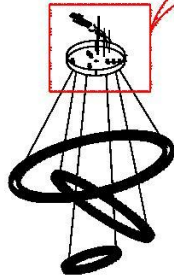
Style 1



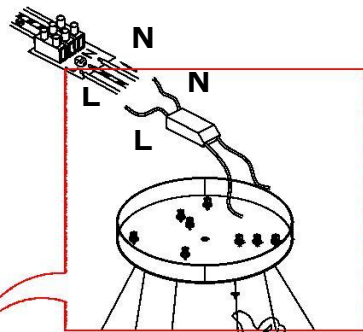
Style 2



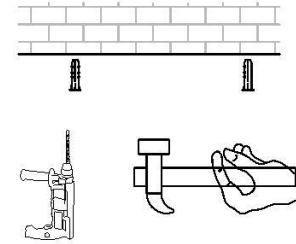
Style 3



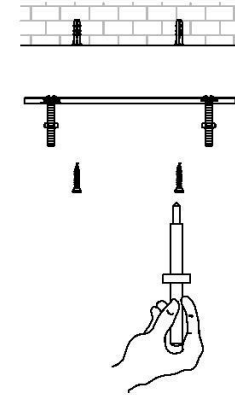
Style 4



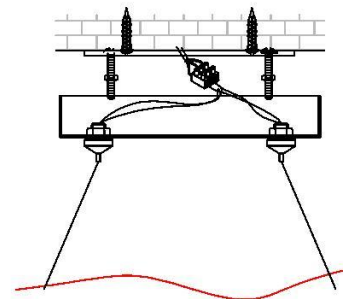
**Tips :** wires adjustable depressing in the pin into the ceiling base to release the cable locking location ,can adjust the wires height



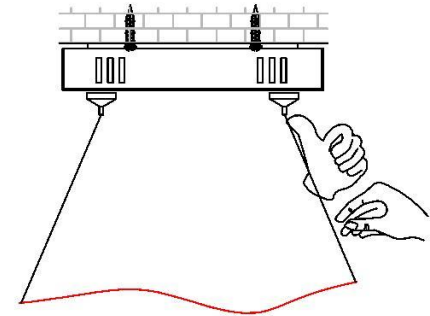
**1.** Use a power drill to make a suitable hole on the ceiling



**2.** Fixed the hanging plate with screws



**3.** Install the lamp wires ,Connected correct wires steps (Tips : Make sure to cut off the power supply )



**4.** Fixed the lamp to hanging plate with screws