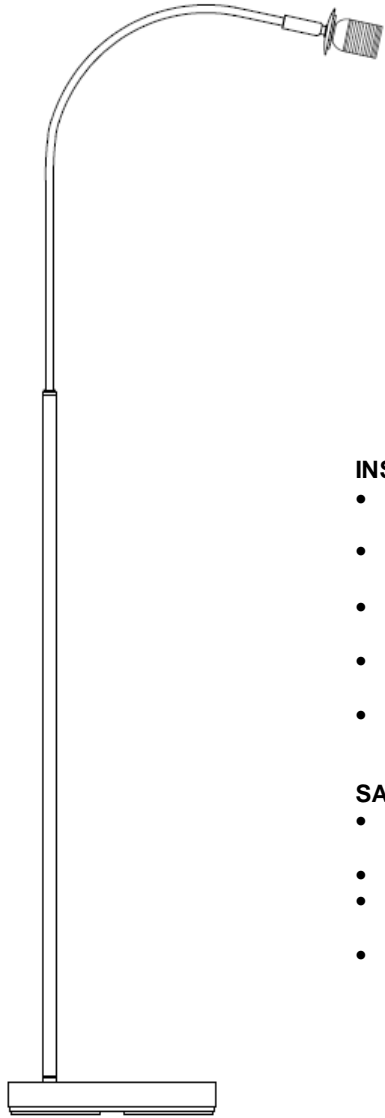


Trend Floor Lamp (NO SHADE)



IMPORTANT:

- Mains Voltage: 230/240v – 50Hz
- This lamp is double insulated (Class II) and does not require an earth connection.

USER ADVICE:

- Keep all packaging until after a successful installation and retain instructions for future use
- The design of the lamp may vary slightly from the illustration

LOCATION:

- Indoor use only
- Ensure the lamp is in a location where the power cable will not cause an accident
- Place lamp on a level surface.

INSTALLATION:

- Remove the cable protectors from the ends of the columns.
- Working from the top downwards fit the curved arm to the top column (Dia.1)
- Create the vertical column section by screwing the columns together (Dia.2)
- Attach the tube to the base, using the screw & fixing bolt to secure. (DIA.3)
- Remove the shade ring & fit the shade (not supplied) & replace the lamp ring to the lamp holder to secure. (DIA.4)

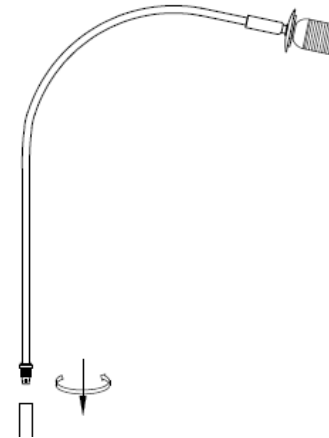
SAFETY:

- Before inserting or replacing bulbs make sure that the light is unplugged and has cooled down.
- Always disconnect from the mains after use.
- Do not allow the bulb to contact the outer material of the shade
- If the supply cord is damaged, it cannot be replaced, and the lamp must be scrapped.

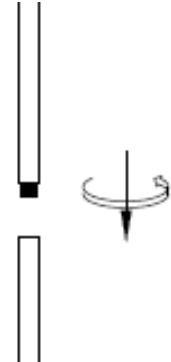
1



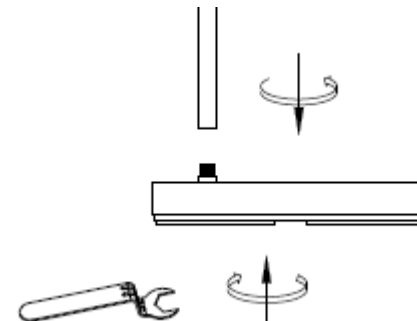
DIA.1



DIA.2



DIA.3



DIA.4

