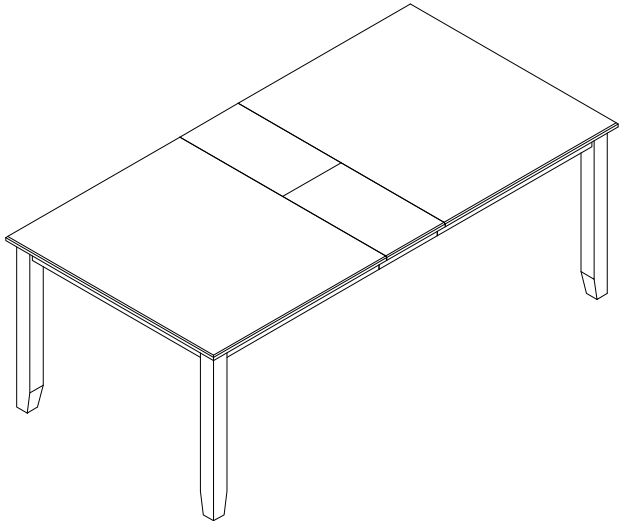
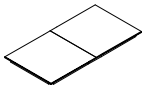







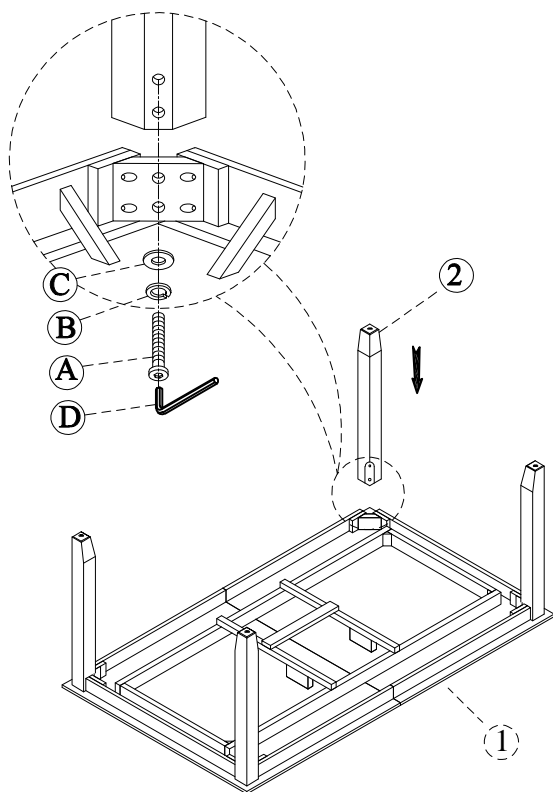
ASSEMBLY INSTRUCTION

DESCRIPTION: RECTANGULAR LEG TABLE

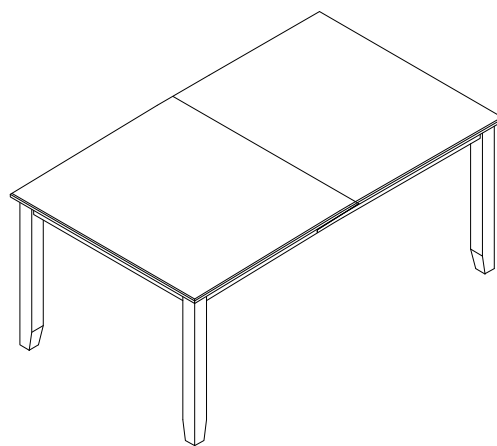
Thank you for purchasing this quality product. Be sure to check all packing material carefully for small parts, which may have come loose inside the carton during shipment. Identify and count all parts and compare with the parts list below.

	PARTS LIST			
	NO	DRAWING	DESCRIPTION	QTY
	1	Table Top		1
	2	Leg		4
	HARDWARE LIST			
NO	DRAWING	DESCRIPTION	QTY	
A		Bolt Ø5/16"x64mm	8	
B		Spring Washer Ø5/16"xØ13mm	8	
C		Flat Washer Ø5/16"xØ19mm	8	
D		Allen Key 4mm	1	

STEP 1



STEP 2

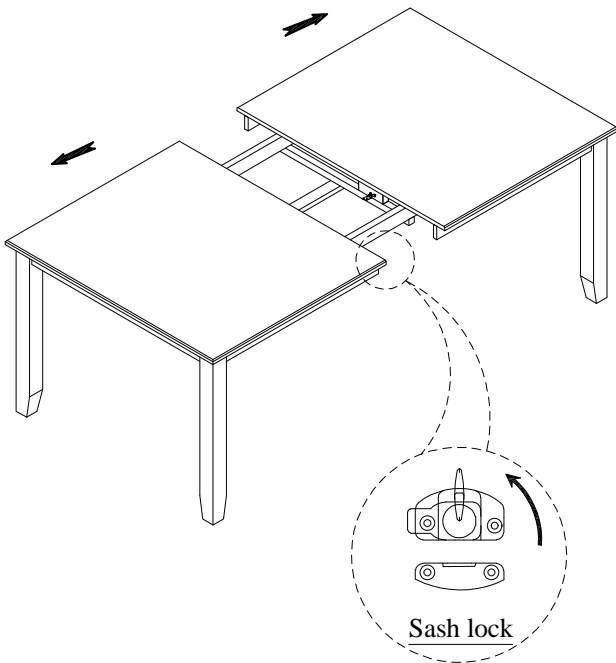


ASSEMBLY INSTRUCTION

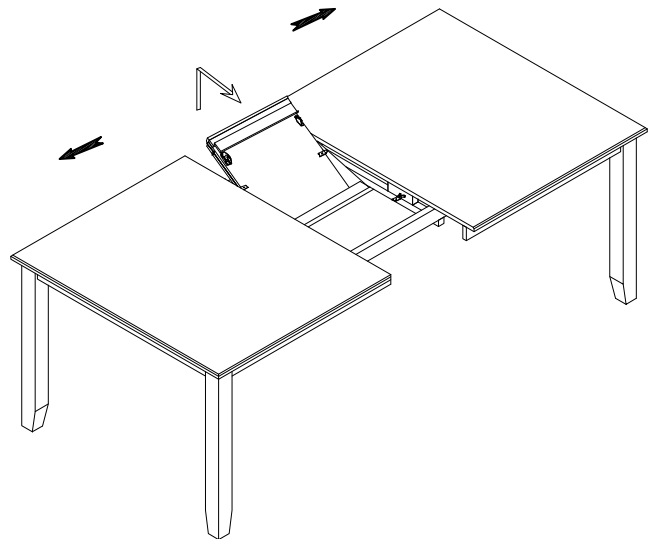
DESCRIPTION: RECTANGULAR LEG TABLE

Thank you for purchasing this quality product. Be sure to check all packing material carefully for small parts, which may have come loose inside the carton during shipment. Identify and count all parts and compare with the parts list below.

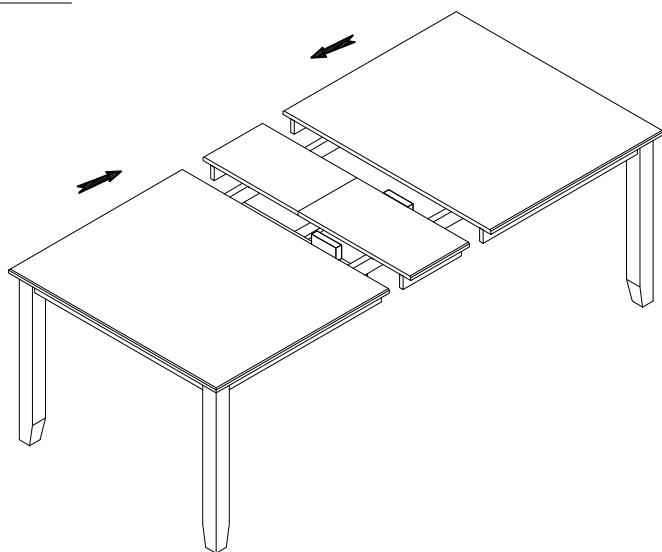
STEP 3



STEP 4



STEP 5



STEP 6

