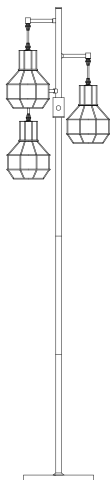


Floor Lamp

[Instruction Manual]

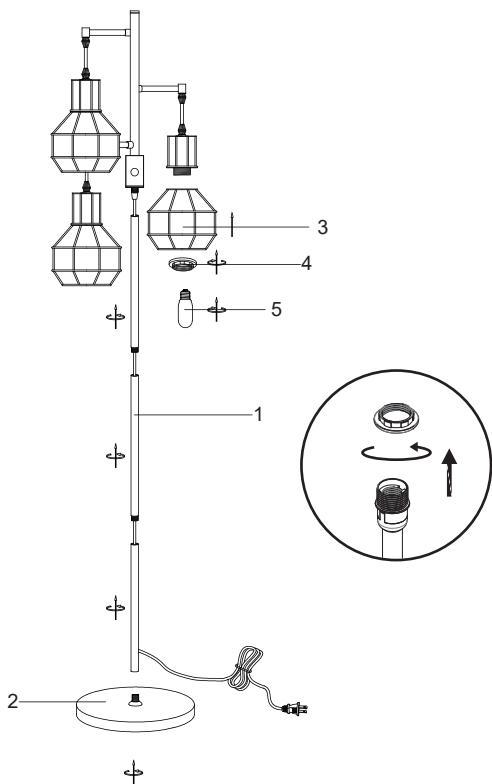


CAUTION

1. Before assembly, place all parts out on a clean flat surface and inspect each part for defects that may have occurred during shipping.
2. Inspect wire insulation for any cuts, abrasions or exposed copper that may have resulted during shipping. If there are any defects in the wire, DO NOT continue assembly. Please send an email to our Customer Service immediately.
3. Consult a qualified electrician if you have any electrical questions.
4. Never drape clothes over the lamp.
5. To reduce the likelihood of tipping over, we recommend placing the lamp behind furniture and keep children and pets away.
6. To prevent children from suffocating and choking, keep them away from packing materials.
7. Please keep this manual and hand it over when you transfer the product.

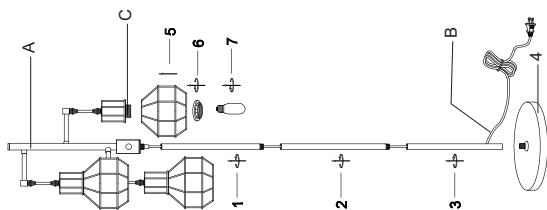
Packing List:

Part	Description	Quantity
1	Floor Lamp	1
2	Base	1
3	Lampshade	3
4	Socket Ring (Need to removed)	3
5	LED Bulb	3
6	Instruction Manual	1



ASSEMBLY INSTRUCTIONS

Before assembly, compared to the packing listing to make sure all parts are present;

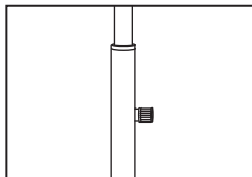
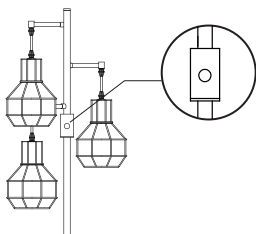


1. Screw the Tube-1、 2clockwise onto the part-A until tight.
2. Pull out any excess power cord (B) through the Tube-3, Screw the Tube-3 clockwise onto the Tube-2 until tight
3. Screw the Base (4) onto Tube-3 until tight.
4. Screw the 3 lampshades (5) clockwise onto the base (C) through the ring (6) until tight
5. Install the E26 bulb (7-included) by screwing it into the socket (C)
Place the floor lamp where you need it and plug into the power supply.

NOTE:If you need to replace the bulb and also want to dimming please buy Standard Medium E26 Dimmable LED bulbs.

Functions

1. Rotary Switch & Stepless Dimmable



Specifications

- Product Height: 65 IN
- Base Diameter: 9.8 IN
- Wire Length: 65 IN
- Materials: Metal & PC
- Input Voltage: 120VAC 60Hz
- Socket Type: Standard Medium E26
- Dimmable Bulb: 4W 3000K T45

One Year Limited Warranty

We guarantee this product to be free from defects in material and workmanship for a period of one year from the date of purchase. Warranty will be void if damage is due to misuse or improper installation. Please contact us if you have any questions.