

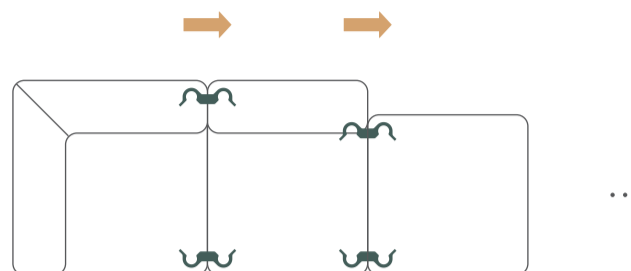


ZINUS.COM

Connecting modules together

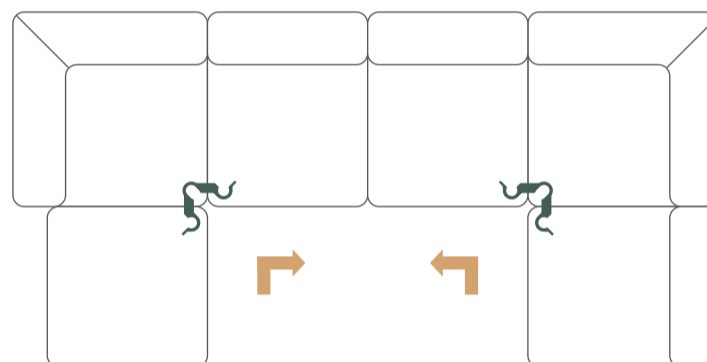
SIDE SEAT CLIP

Use a side seat clip to connect modules side by side



CORNER SEAT CLIP

Use a corner seat clip to connect modules in a corner configuration

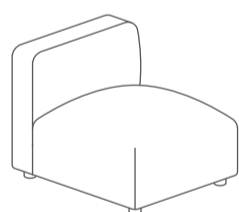


Luca Modular Sofa

The Luca Modular Sectional collection has three different modules and can be easily assembled into a variety of different configurations.

Components

ARMLESS SEAT



Dimensions

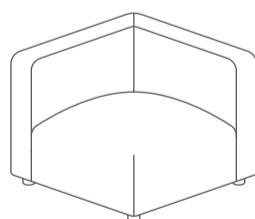
Width 72.5 cm / 28.6 in
Depth 87 cm / 34.3 in
Height 68 cm / 26.8 in

Hardware



x 2 pcs

CORNER SEAT



Dimensions

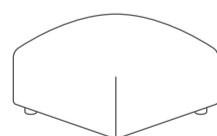
Width 87 cm / 34.3 in
Depth 87 cm / 34.3 in
Height 68 cm / 26.8 in

Hardware



x 1 pc

OTTOMAN



Dimensions

Width 72.5 cm / 28.6 in
Depth 72.5 cm / 28.6 in
Height 45 cm / 17.7 in

Hardware



x 1 pc

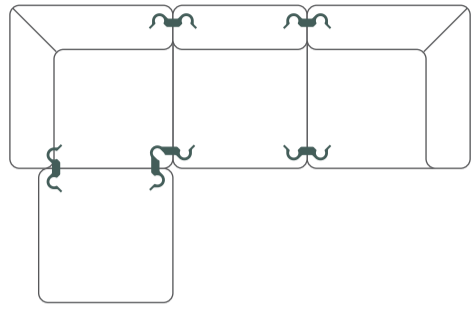
Luca Modular Sofa

ASSEMBLY INSTRUCTIONS



ZINUS

2 Configurations




REVERSIBLE CHAISE SECTIONAL

Dimensions

Width 246.5 cm / 97.2 in
 Depth 159.5 cm / 62.9 in
 Height 68 cm / 26.8 in


Hardware

 x 4 pcs
 x 1 pc



Modules

Corner x 2 pcs
 Armless x 1 pc
 Ottoman x 1 pc



DOUBLE CHAISE SECTIONAL

Dimensions

Width 319 cm / 125.8 in
 Depth 159.5 cm / 62.9 in
 Height 68 cm / 26.8 in

Hardware

 x 6 pcs
 x 2 pcs

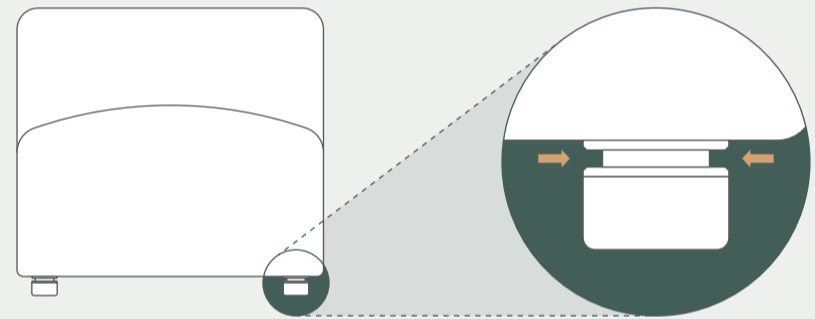


Modules

Corner x 2 pcs
 Armless x 2 pcs
 Ottoman x 2 pcs

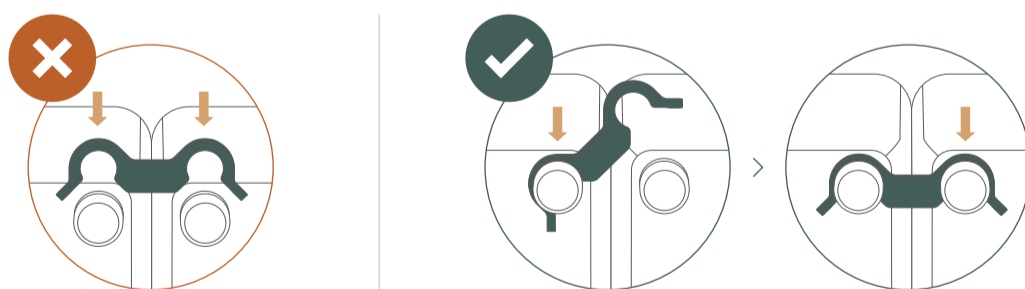
ATTENTION

Ensure that clips are securely locked in the groove provided above each leg.



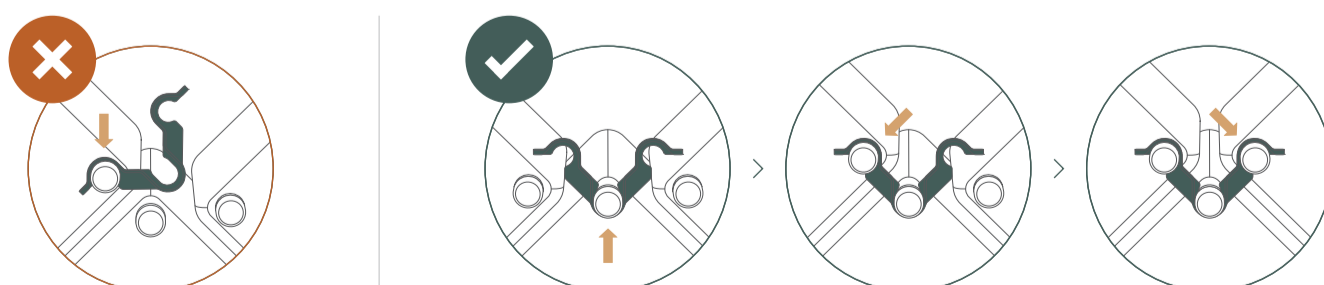
Connecting modules

CONNECTING MODULES WITH SIDE SEAT CLIP



Connect side seat clips one leg at a time.

CONNECTING MODULES WITH CORNER SEAT CLIP



Connect corner seat clips beginning with the center leg. Then connect the clip to each of the side legs one at a time.