ModernMate

# ASSEMBLY INSTRUCTIONS



Chair

# CONTENTS


Safety Precautions 01

Parts List 02

Hardware List 03

Tools Required 04

Back Panel Installation 05-09

# INTRODUCTION

Thank you for your purchase. Please read all instructions carefully prior to assembly and retain this manual for future reference. If you require assistance, please contact our Customer Support team.

# IMPORTANT SAFETY GUIDELINES

1. This package contains multiple components and hardware. Verify all items against the Parts List prior to beginning assembly.
**WARNING:** Choking hazard. Keep small parts away from children.

2. **NOTICE:** Assemble the unit on a clean, non-abrasive surface (such as carpet or flattened cardboard) to prevent scratching the finish.

3. **CAUTION:** Heavy components. Two-person assembly is highly recommended to prevent injury or product damage.

4. **WARNING:** Tip-over hazard. The unit may be unstable during assembly. Do not move or use the product until assembly is complete and all fasteners are securely tightened.

5. Should you encounter issues during assembly, contact our Customer Support team for immediate assistance.

**WARNING:** Failure to strictly follow these assembly instructions may result in product damage or serious personal injury.

For further assistance, please contact Customer Support.
Hotline: (800) 661-5928.

## Parts List

| ID | Description | QTY |
|---|---|---|
| 1 |  | 1 |
| 2 | 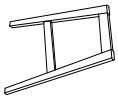 | 1 |
| 3 | 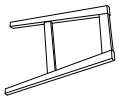 | 1 |
| 4 | 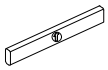 | 2 |
| 5 |  | 2 |

## Hardware List

| ID | Description | QTY |
|---|---|---|
| A | 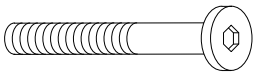 M6x40mm | 4 |
| B | 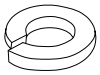 M6 | 4 |
| C |  M8x30 | 4 |
| D | 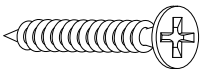 M4x32 | 8 |
| E |  M4 | 1 |
| F |  | 4 |

# Tools Provided

Screw driver (not included) is required for the assembly of this product.

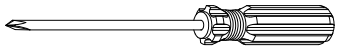

Tools Required (Not Included)

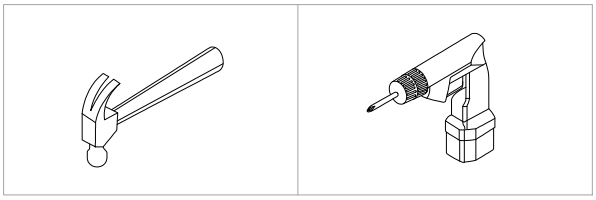

**NOTICE:** These tools are required for wall mounting only.

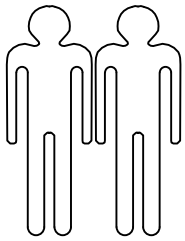

Multi-person installation



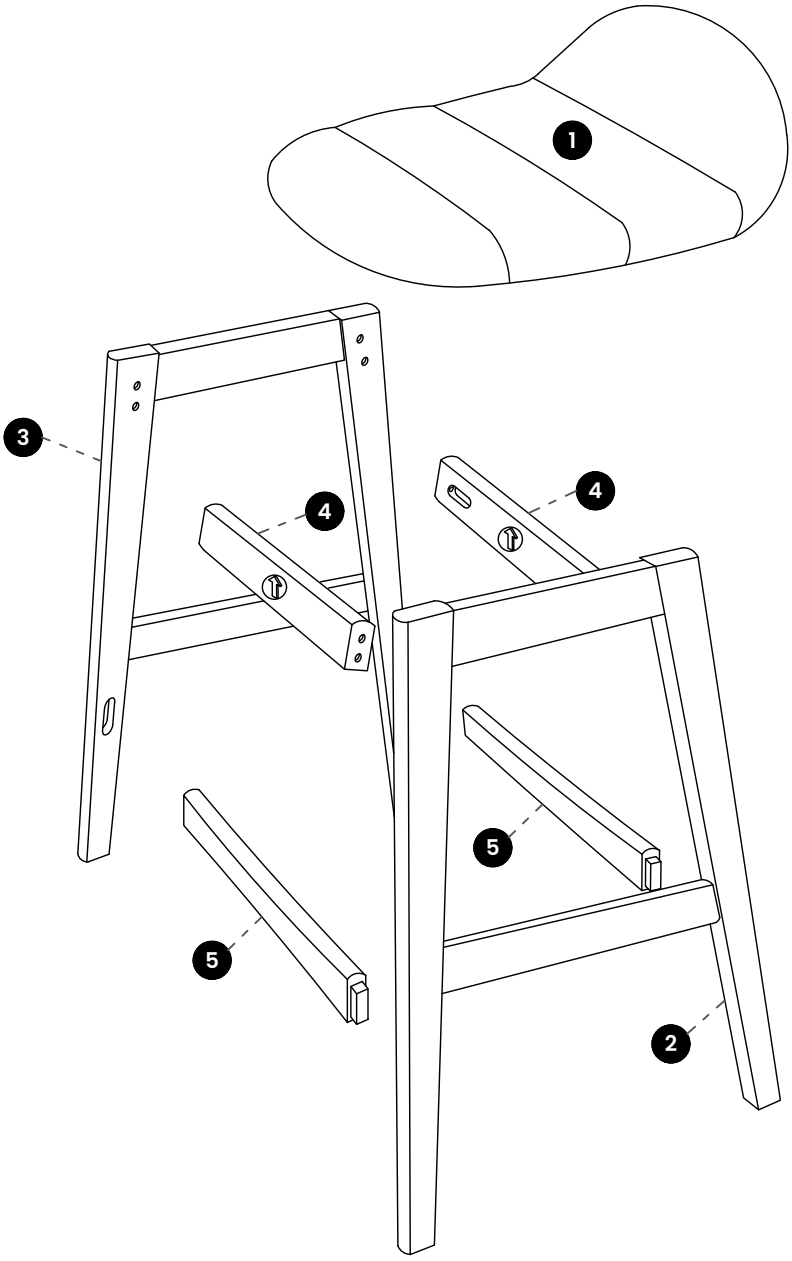
1
3
4
4
5
5
2

# STEP 1

| | |
|---|---|
| 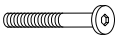 | A X 4 |
|  | B X 4 |
|  | C X 4 |

## STEP 2

D X4

F X4

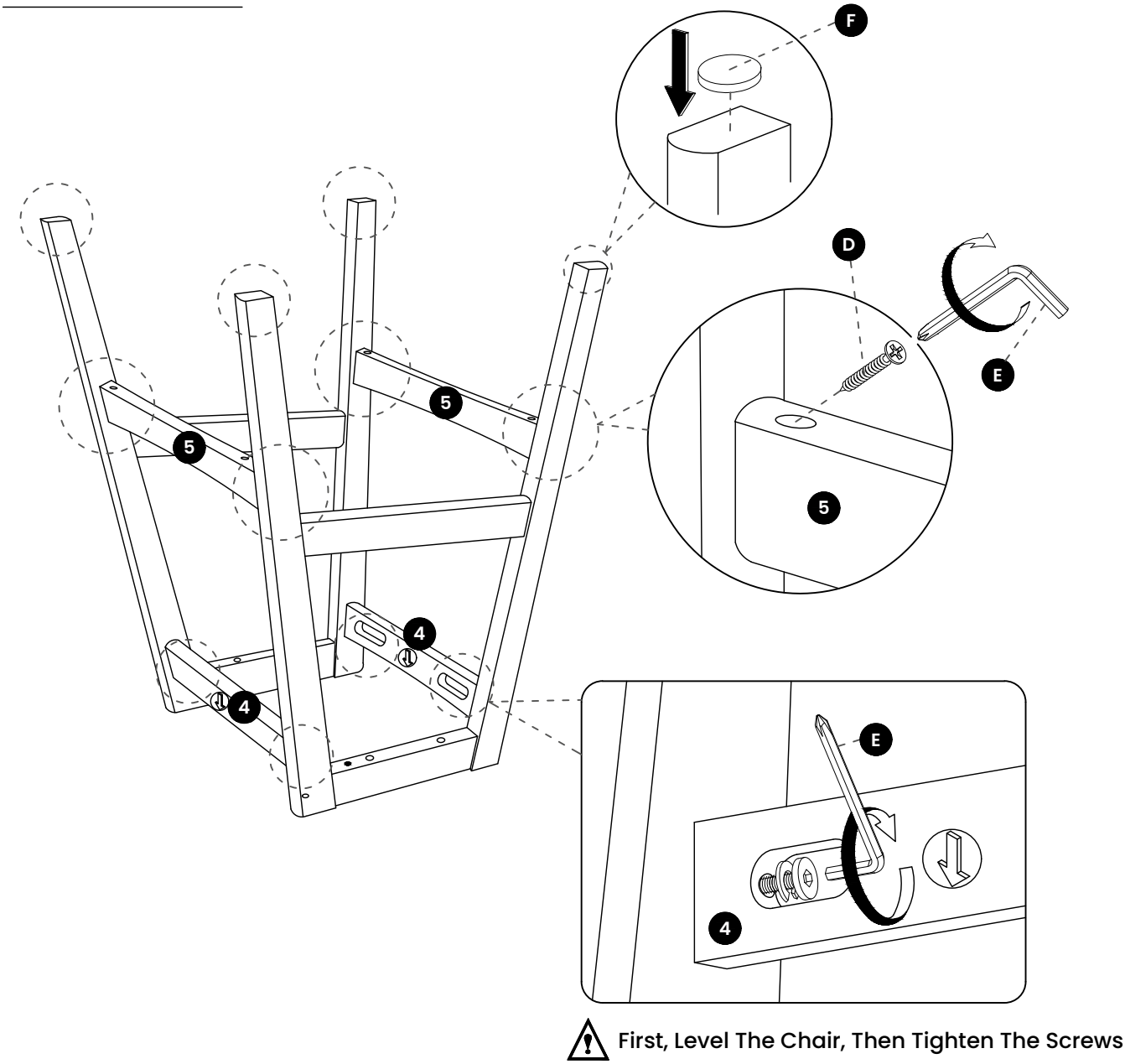


First, Level The Chair, Then Tighten The Screws

# STEP 3



D X 4

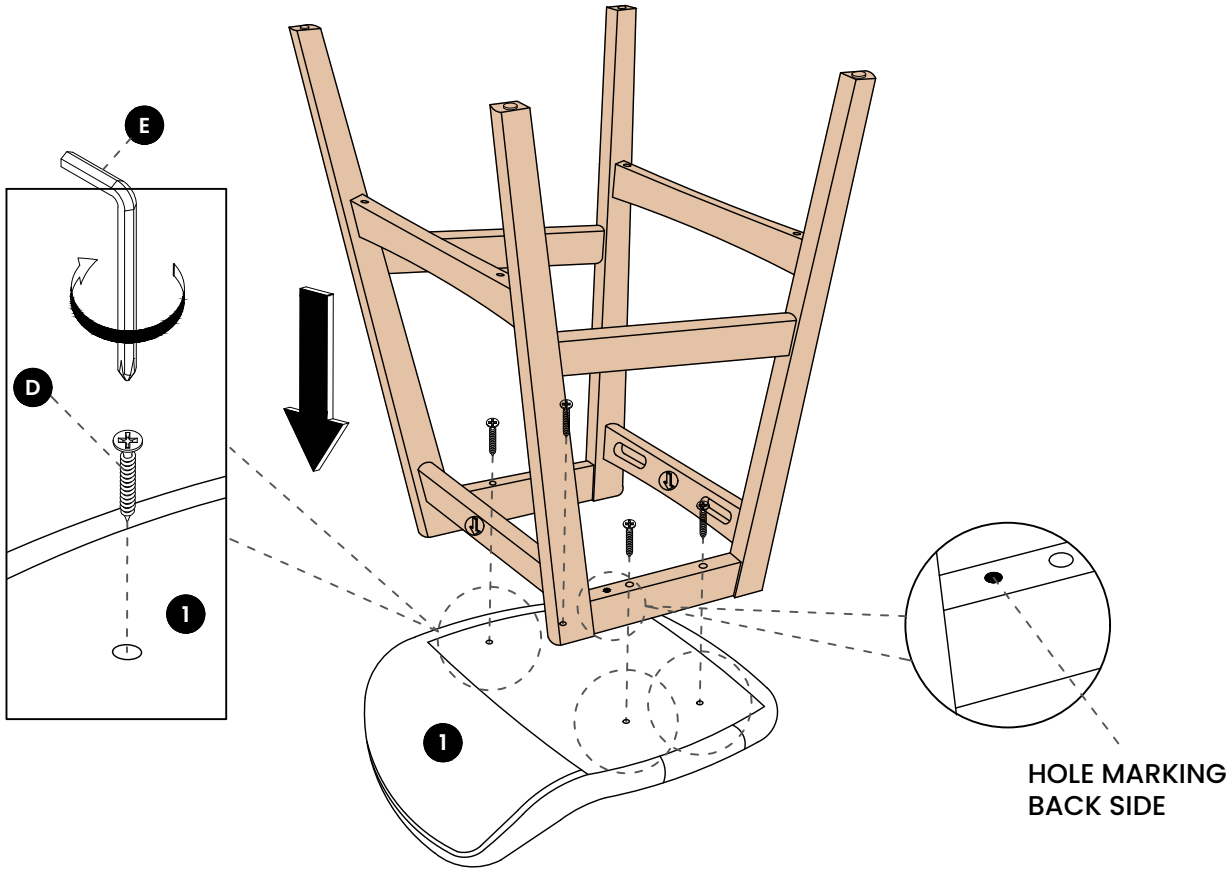

ModernMate

After-Sales Service Hotline: (800) 661-5928
Support Hours: Mon-Fri, 9:00 am-5:00 pm PST/PDT