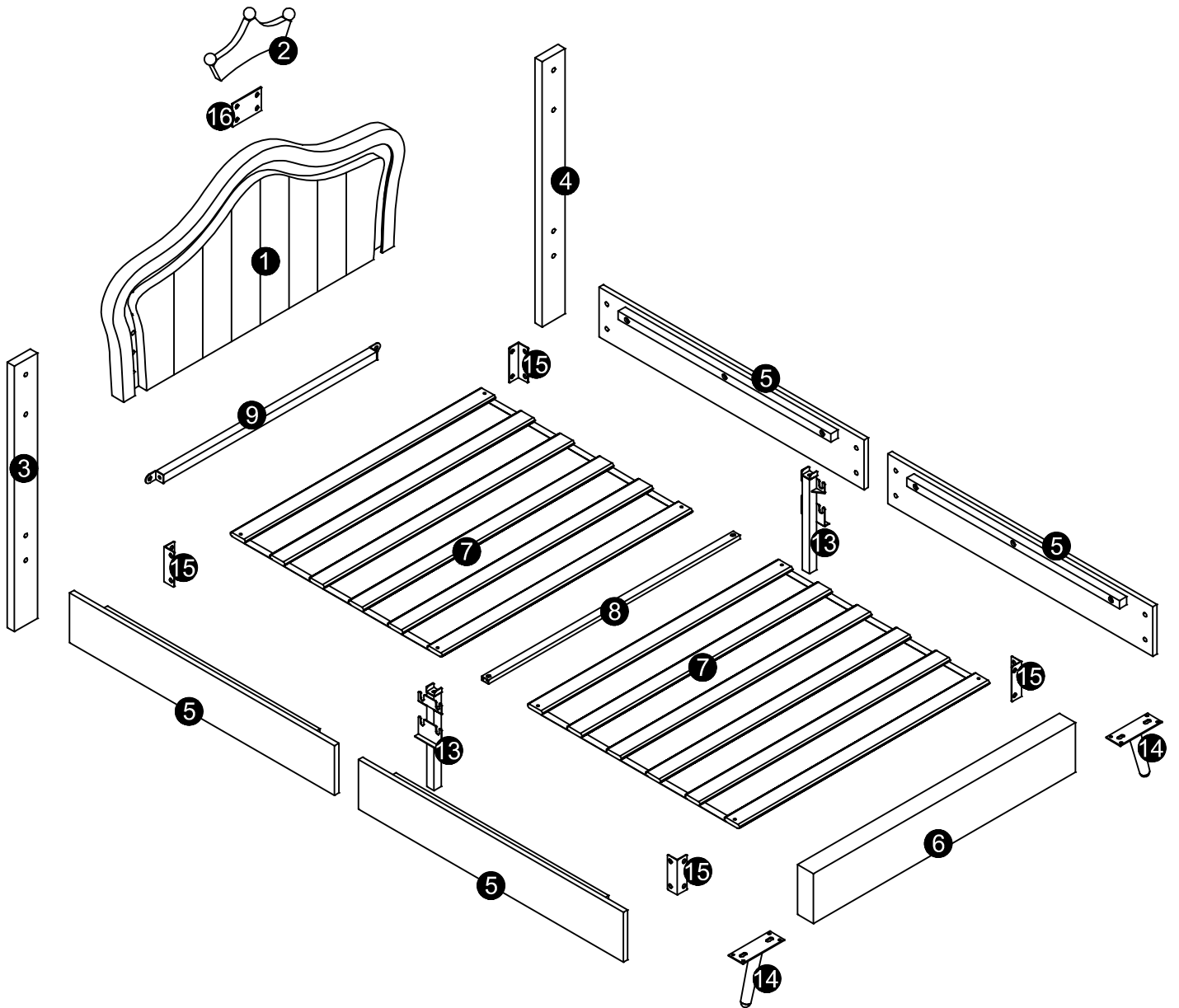


SUK:N652P265845




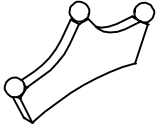


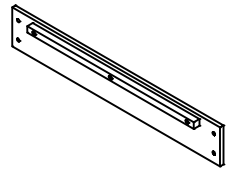
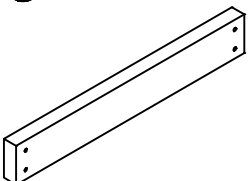
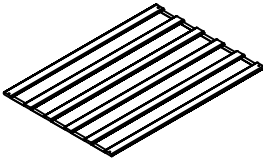
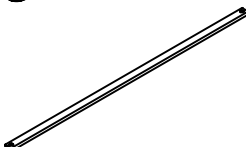
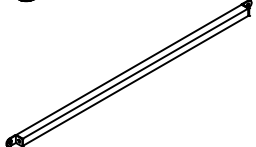

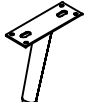
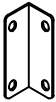



## TIPS

- 1.This product is divided into 1 parcels for delivery.
- 2.Please read the instructions fully before assembly. These instructions include important information which could ensure correct assembly. We have been working on providing high quality products for you. However, in the rare instance that your product is defective,missing parts or there are some issues, please don't hesitate to contact our customer service to submit parts requirements, assembly suggestion,or warranty claims, and we will give the best solution as soon as possible. If necessary, we need you to provide some more clear pictures of the issue.
- 3.Insert the screws in holes and tighten the screws, but not too tight, 70%~80% is ok, finally tighten all the screws. If some issues happened that some screws can not target to the hole or some parts are difficult to install, please adjust the tightness of the screws.
- 4.2 people are recommended to finish.







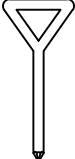


Part List N652P265845

1/2

 <p>1</p> <p>1PC</p>	 <p>2</p> <p>1PC</p>	 <p>3</p> <p>1PC</p>	 <p>4</p> <p>1PC</p>	 <p>5</p> <p>4PCS</p>
 <p>6</p> <p>1PC</p>	 <p>7</p> <p>2PCS</p>	 <p>8</p> <p>1PC</p>	 <p>9</p> <p>1PC</p>	 <p>13</p> <p>2PCS</p>
 <p>14</p> <p>2PCS</p>	 <p>15</p> <p>4PCS</p>	 <p>16</p> <p>1PC</p>	 <p>17</p> <p>Light strip</p> <p>1PC</p>	 <p>18</p> <p>Remote control</p> <p>1PC</p>

Part List N652P265845  
1/2

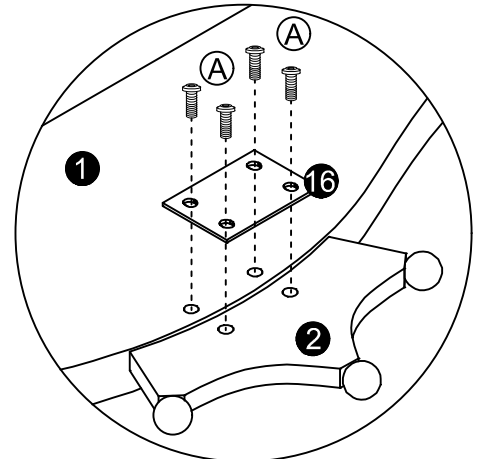
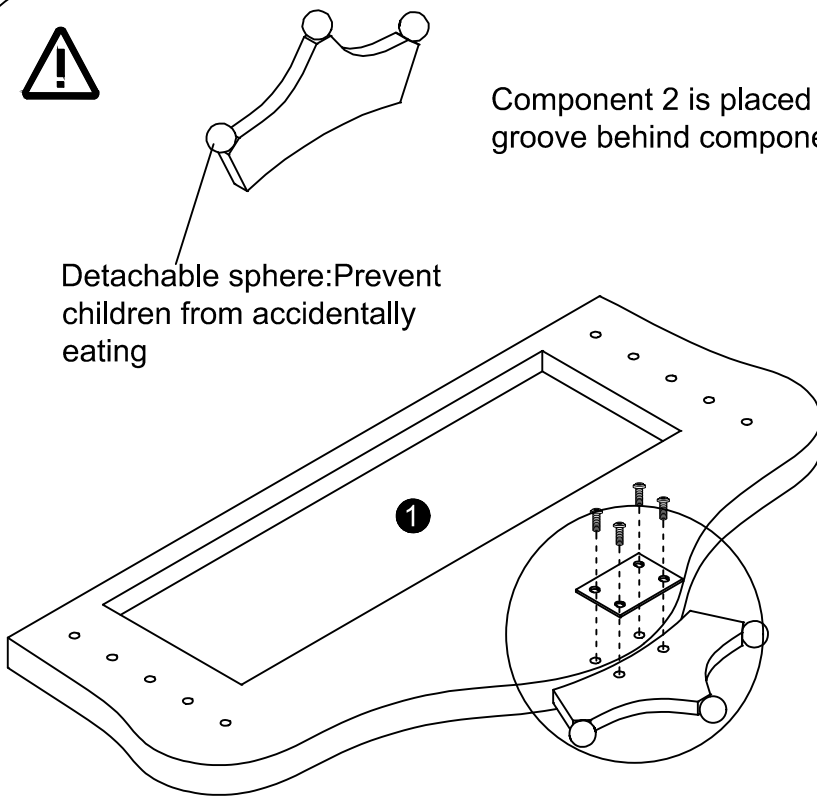
<p>Ⓐ</p>  <p>M8*15 30+2PCS</p>	<p>Ⓑ</p>  <p>M8*20 6PCS</p>	<p>Ⓓ</p>  <p>M8*45 4+1PCS</p>	<p>Ⓔ</p>  <p>M8*45 4+1PCS</p>	<p>Ⓕ</p>  <p>M8 1PC</p>
<p>Ⓖ</p>  <p>M4*25 8+1PCS</p>	<p>Ⓖ</p>  <p>1PC</p>			


1



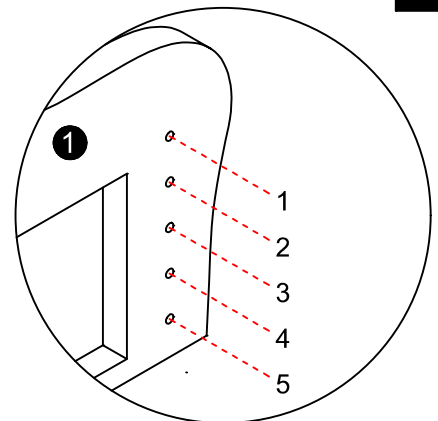
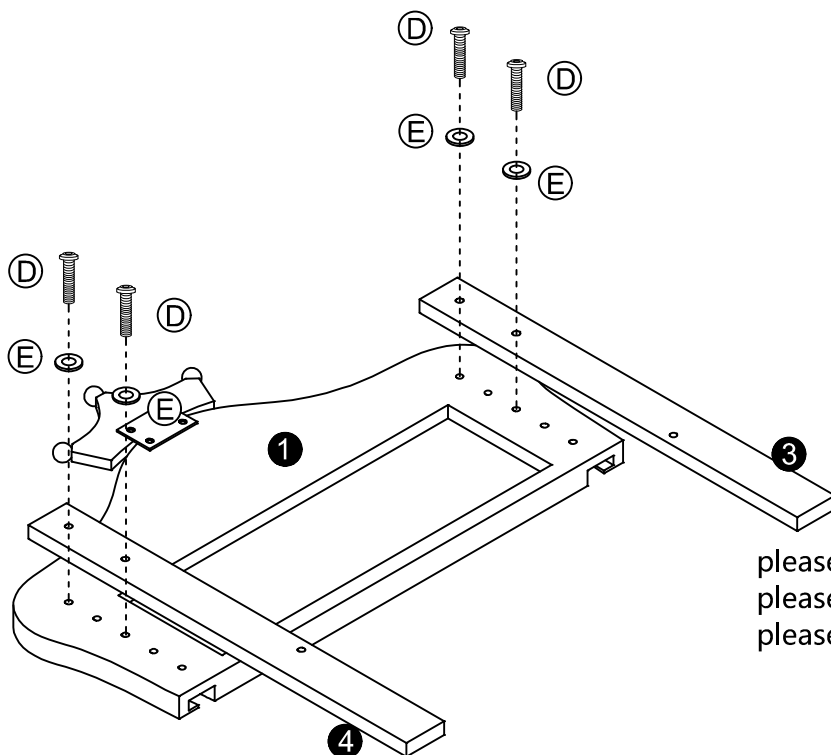
Detachable sphere: Prevent children from accidentally eating

Component 2 is placed in the groove behind component 1





(A)		4PCS
	M8*15	

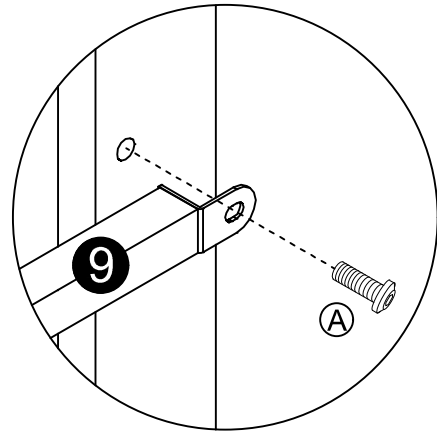
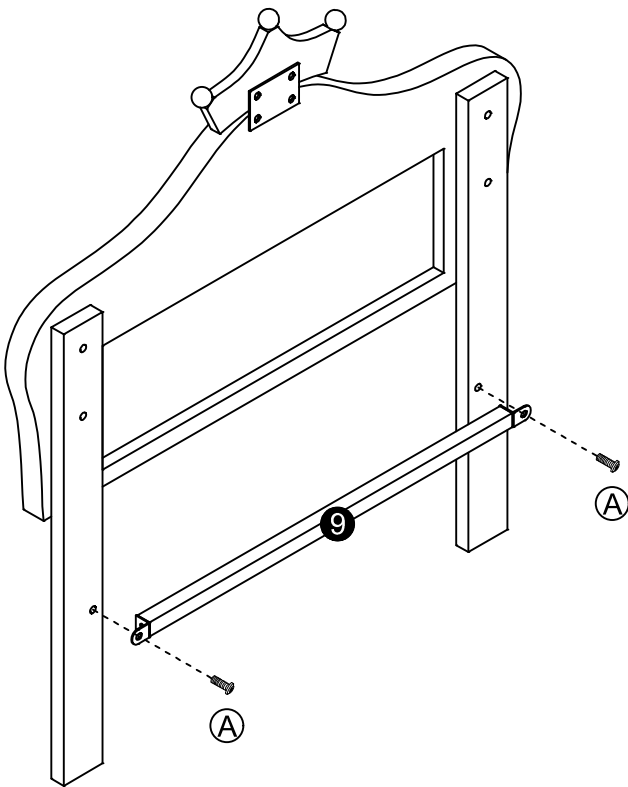
2




please lock position 1 and 3 for normal height  
please lock position 2 and 4 for heightening  
please lock position 3 and 5 for heightening

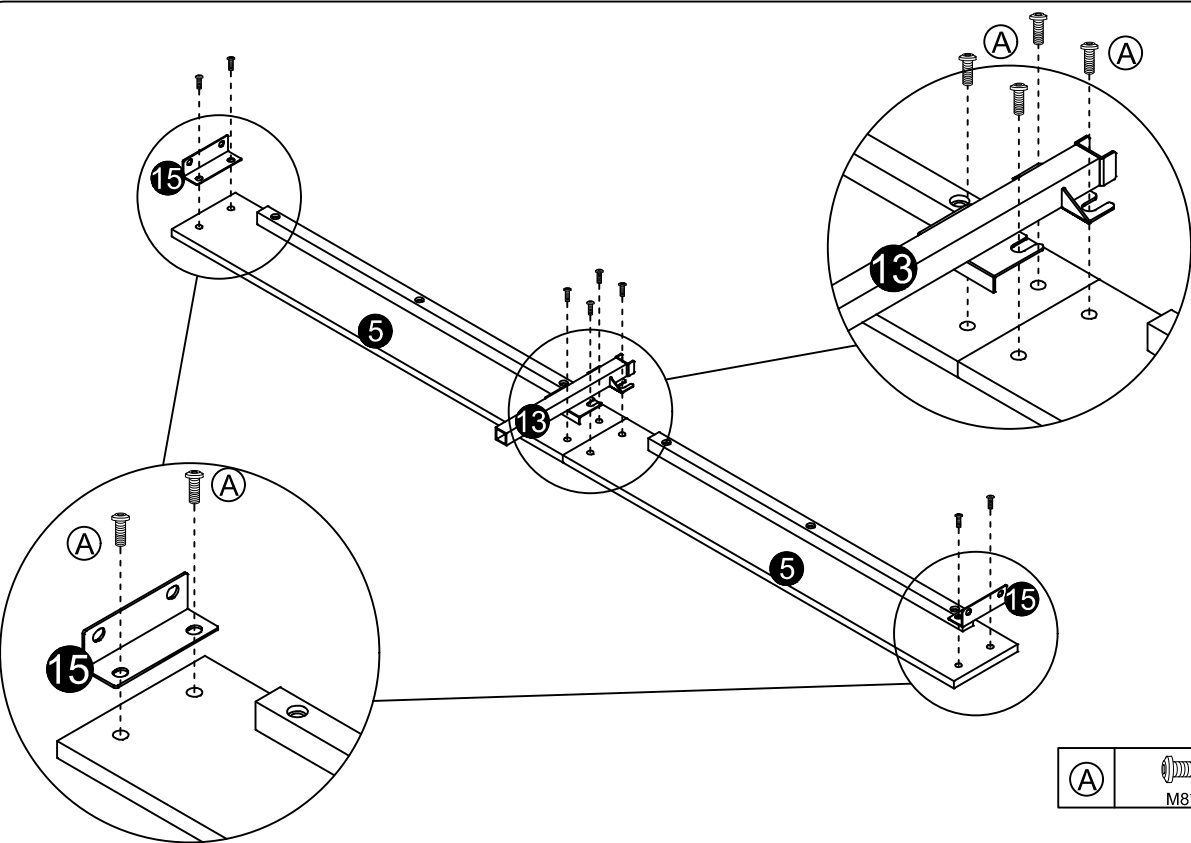
(D)		4PCS
	M8*45	
(E)		4PCS
	M8*Ø22	

3




(A)		2PCS
		M8*15

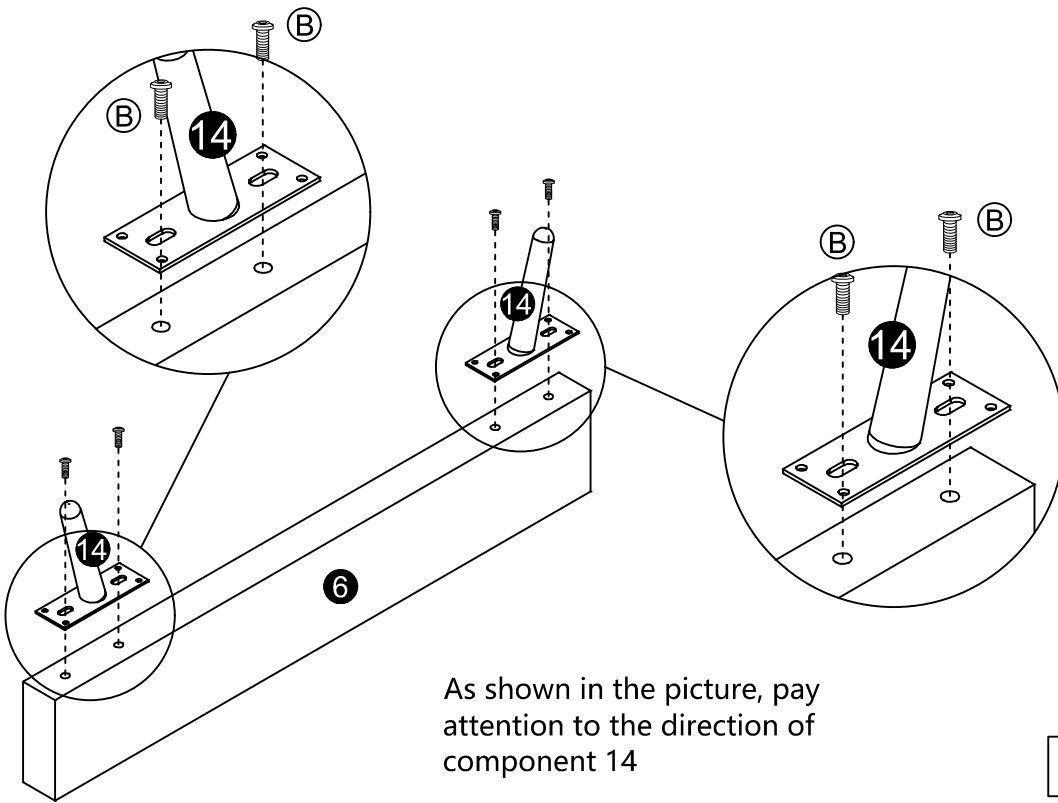
4




X2

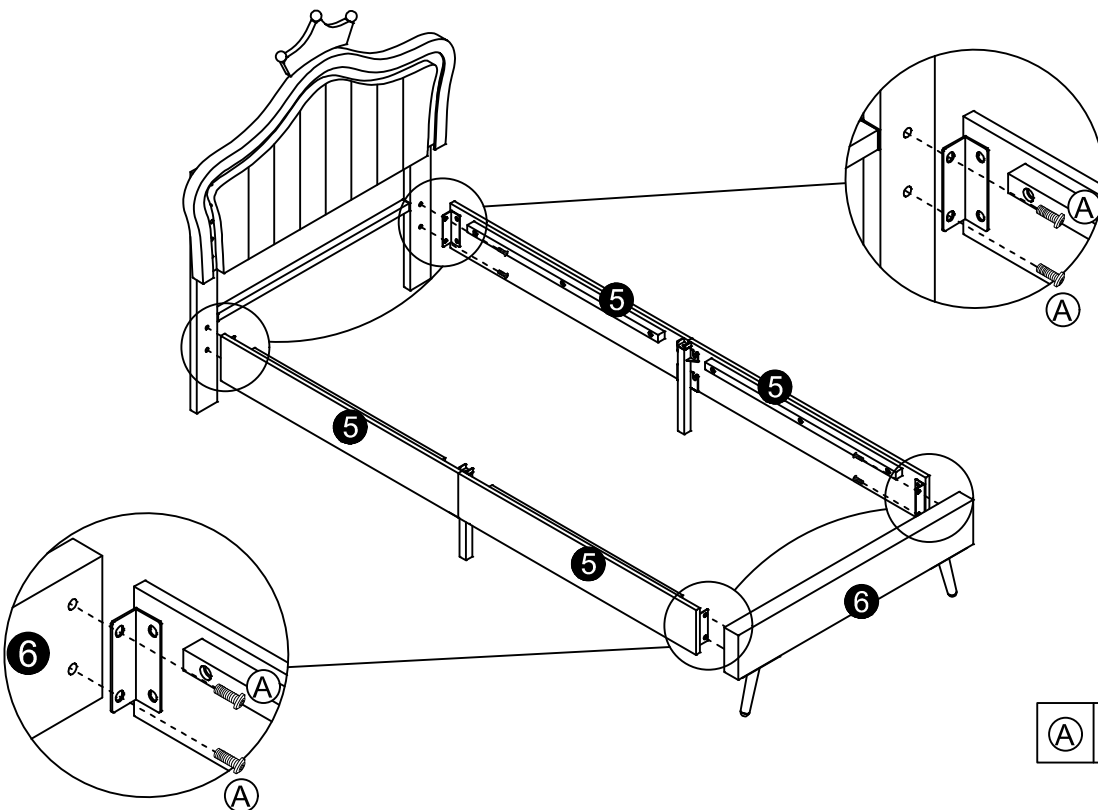
(A)		16PCS
		M8*15


5



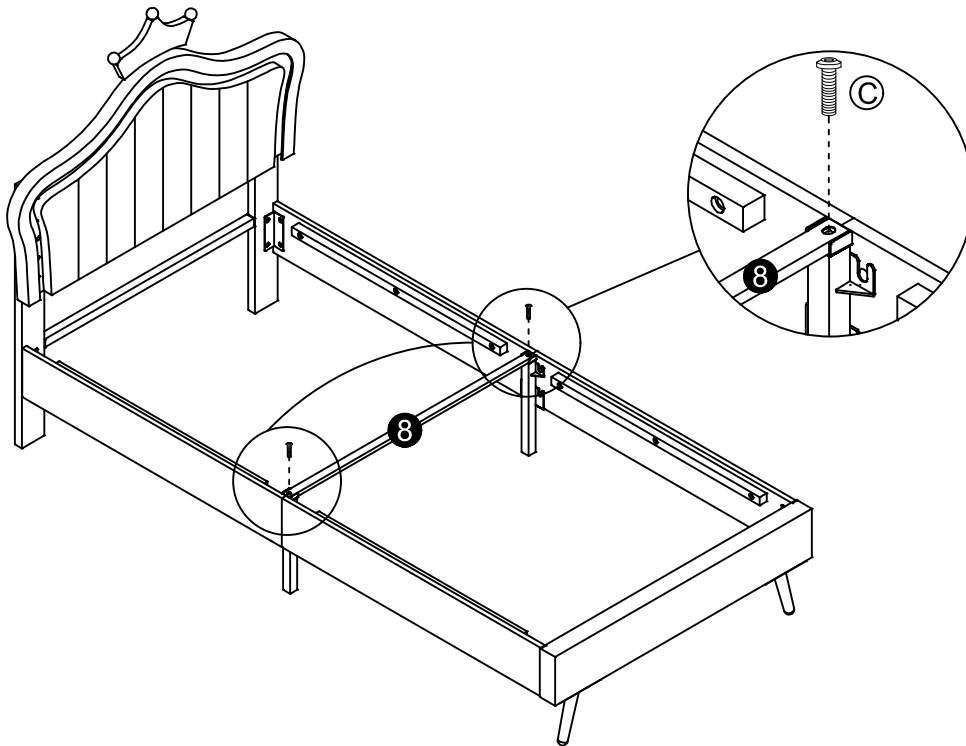
(B)		M8*20	4PCS
-----	--	-------	------


6



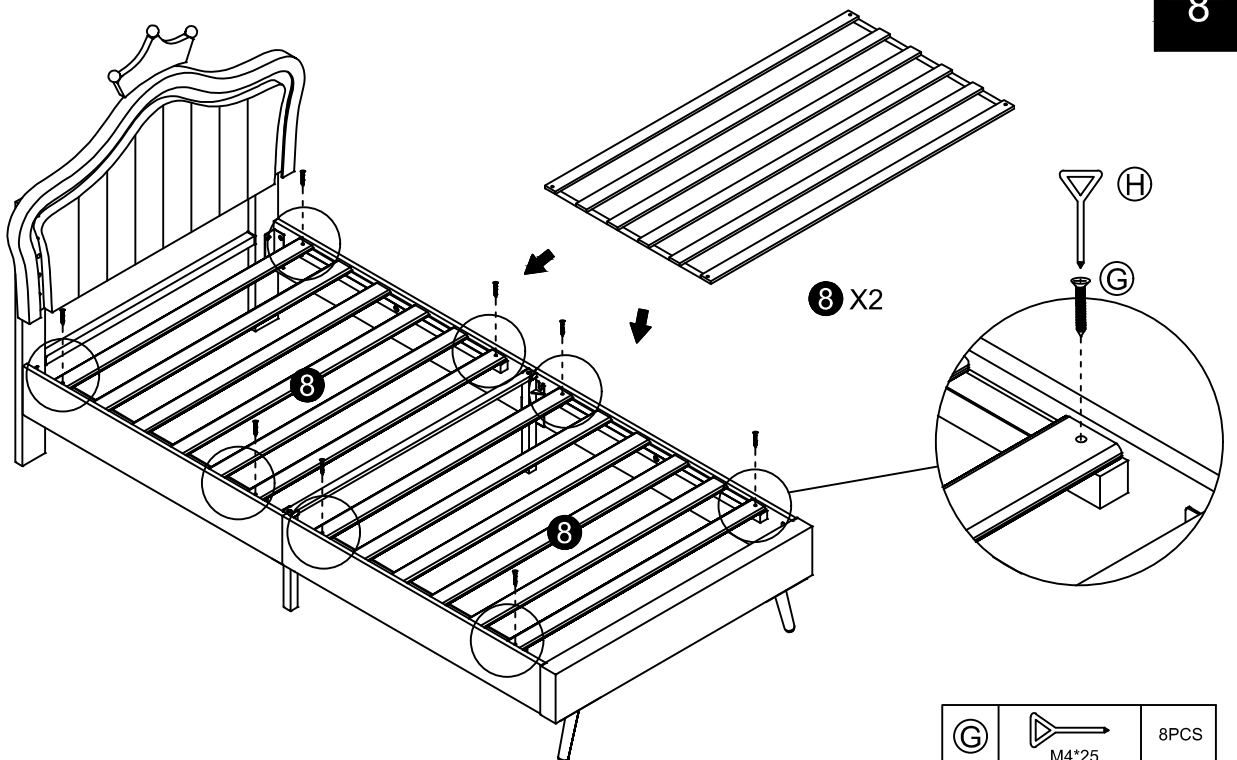
(A)		M8*15	8PCS
-----	---	-------	------


7

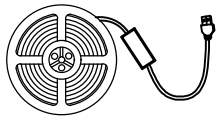


<b>B</b>		2PCS
	M8*20	


8



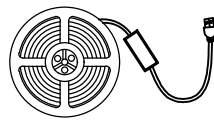
<b>G</b>		8PCS
	M4*25	



**17** Light strip  
1PC



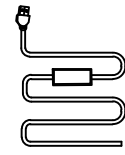
**18** Remote control  
1PC



light strip  
X1

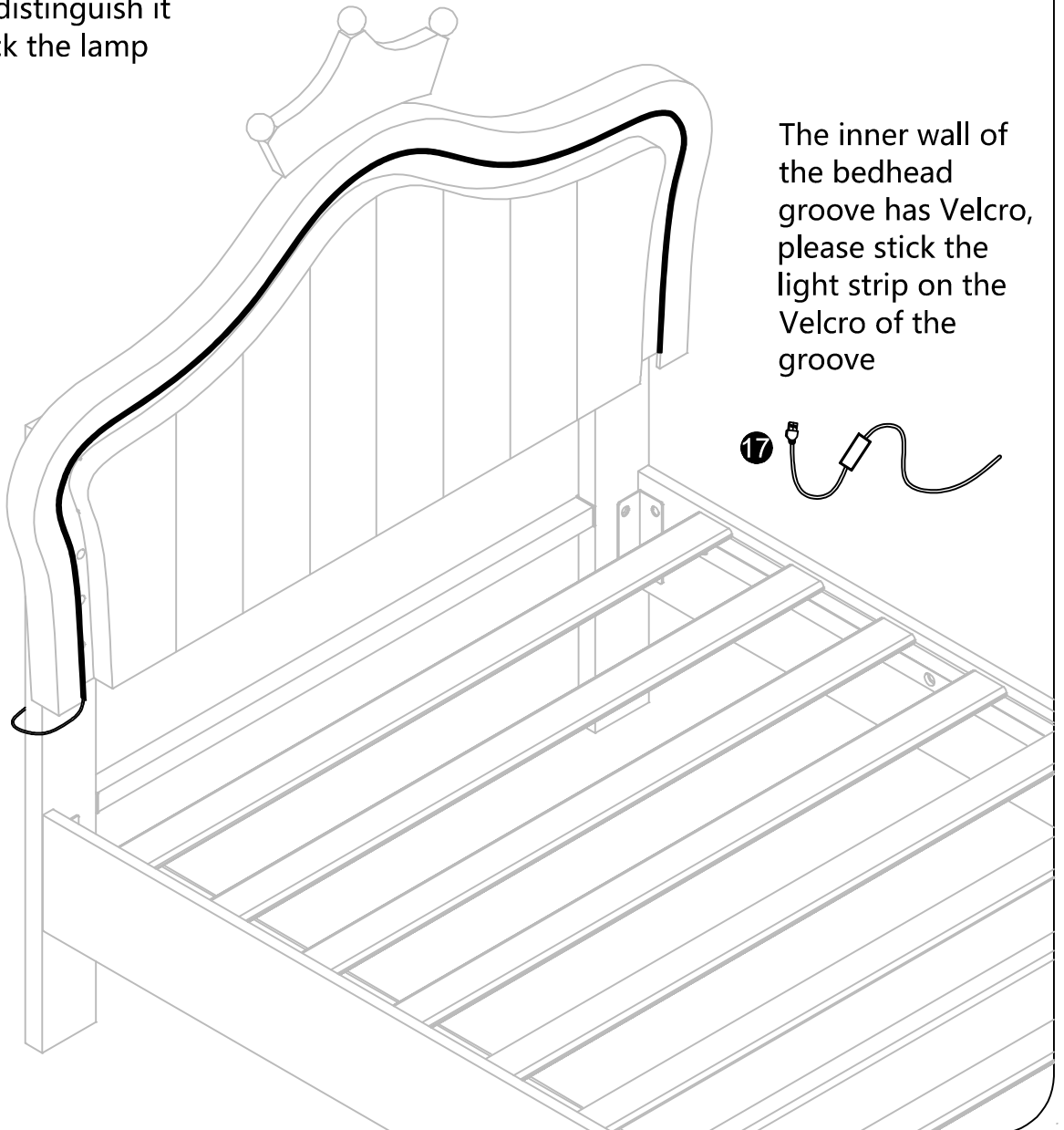


Pull out  
and unfold

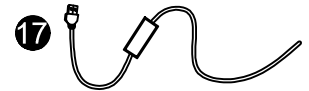


light strip

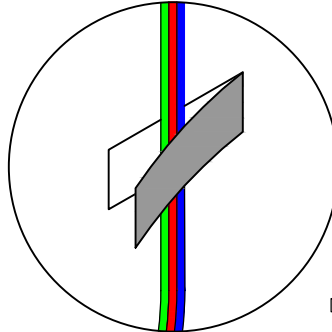
One side of the light bar is Velcro veneer and the other side is luminous band. Please distinguish it carefully. Stick the lamp to the top.



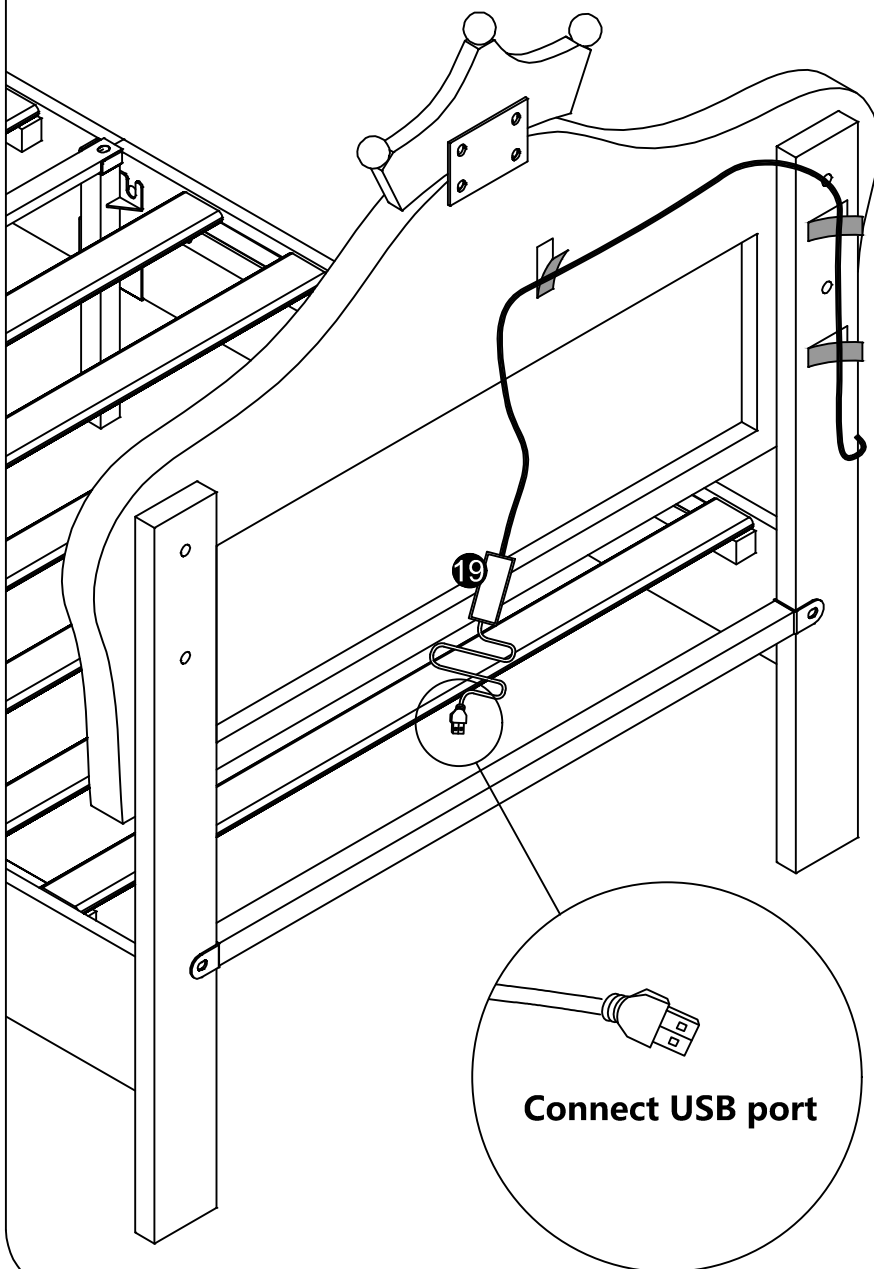
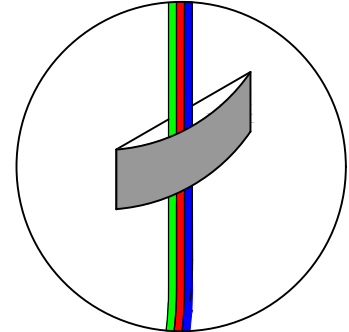
The inner wall of the bedhead groove has Velcro, please stick the light strip on the Velcro of the groove



Clip in the harness  
Magic Band



Stick to



Connect USB port

**NOTE:**The battery in the remote control requires you to purchase and install it yourself.  
**Model:CR2025 3.V**





Reference No. : WTN23D07163421R1Z  
Applicant : Guangdong Zhongong Electrical Technology Co., LTD  
Address : 701, Building 29, Zhifu Garden, Xingtan Town,  
Shunde District, Foshan City  
Manufacturer : Guangdong Zhongong Electrical Technology Co., LTD  
Address : 701, Building 29, Zhifu Garden, Xingtan Town,  
Shunde District, Foshan City  
Product : Furniture socket  
Model No. : See model list  
Technical data : 250V AC, 50-60Hz 13A USB, output:5.0V 2A 10W

### Test Standards:

**BS 1363-2: 2016+A1:2018**

**BS EN IEC 62368-1:2020/A11:2020**

The above product has been tested by us with the listed standards and found in compliance with the Electrical Equipment (Safety) Regulations 2016 of United Kingdom (S.I. 2016 No.1101). It is possible to use UKCA marking to demonstrate the compliance with the regulations.

**Audio/video, information and communication technology equipment- Part 1:Safety requirements**

**13 A plugs, socket outlets, adaptors and connection units-Part 2: Specification for 13 A switched and unswitched socket outlets**

The referred test report(s) show that the product complies with standard(s) recognized as giving presumption of compliance with the essential requirements in the above mentioned UK regulations. Other relevant UK regulations have to be observed.

After preparation of the necessary technical documentation as well as the declaration of conformity, the UKCA marking as shown below can be affixed on the equipment under the sole responsibility of the manufacturer.



Manager: *Deval Qin*  
Date: 2024-07-08

The statement is based on a single evaluation of the sample of above mentioned product. It does not imply an assessment of the whole production.

**Waltek Testing Group Co., Ltd.**

Hotline:400-840-2288

E-mail:info@waltek.com.cn

Http://www.waltek.com.cn

Ver.02. 29.07.2022, WALTEK is registered trademark. Utilisation and application requires prior approval.

# Attachment

## Model list



Reference No.:WTN23D07163421R1Z

Product name	Model name	Differences	differences
Furniture socket	ZG-JJY-1	13A 250V AC , USB output:5V 2A 10W	1-position socket without switch and USB
	ZG-JJY-1UK		1-bit socket with switch and USB
	ZG-JJY-2		2-position socket without switch and USB
	ZG-JJY-2UK		2-bit socket with switch and USB
	ZG-JJY-3		3-position socket without switch and USB
	ZG-JJY-3UK		3-bit socket with switch and USB
	ZG-JJY-4		4-position socket without switch and USB
	ZG-JJY-4UK		4-bit socket with switch and USB
	ZG-JJY-5		5-position socket without switch and USB
	ZG-JJY-5UK		5-bit socket with switch and USB
	ZG-JJY-6		6-position socket without switch and USB
	ZG-JJY-6UK		6-bit socket with switch and USB
	ZG-JJY-7		7-position socket without switch and USB
	ZG-JJY-7UK		7-bit socket with switch and USB
	ZG-JJY-8		8-position socket without switch and USB
ZG-JJY-8UK	8-bit socket with switch and USB		

=====End of Attachment=====

**Waltek Testing Group Co., Ltd.**

**Hotline:400-840-2288**

**E-mail:info@waltek.com.cn**

**Http://www.waltek.com.cn**

Ver.02. 29.07.2022, WALTEK is registered trademark. Utilisation and application requires prior approval.

# Attestation of Compliance

<b>Declaration No.:</b>	MK23110141P01-E01
<b>Name and address of Applicant:</b>	<b>Shenzhen Hongzhengyu Technology Co., LTD</b> Shenzhen baoan district rock street industrial science and technology industrial park of 2 Haitian lanyu 3 5 floor of A
<b>Name and address of Manufacturer:</b>	<b>Shenzhen Hongzhengyu Technology Co., LTD</b> Shenzhen baoan district rock street industrial science and technology industrial park of 2 Haitian lanyu 3 5 floor of A
<b>Product name:</b>	<b>RGB package</b>
<b>Rated:</b>	DC5V
<b>Product model(s):</b>	HZY-5050RGB-30D-90R-DC5V, HZY-5050RGB-30D-30R-DC5V, HZY-5050RGB-60D-60R-DC5V, HZY-5050RGB-60D-180R-DC5V, HZY-5050RGB-18D-18R-DC5V
<b>Product trademark:</b>	N/A

This Attestation of Compliance confirms that the product meets the requirements of the following standard.

BS EN IEC 55015:2019+A11:2020  
IEC 61547:2020  
BS EN IEC 61000-3-2:2019  
BS EN 61000-3-3:2013/A2:2021

*The Attestation of Compliance has been carried out in accordance with individual rules and conditions agreed with the applicant. Evaluation has been carried out in accordance with:*

<b>Test report(s) No.:</b>	MK23110141P01-E01
<b>Test conducted by:</b>	TMC Testing Services (Shenzhen) Co., Ltd.
<b>Declaration issue date:</b>	December 5, 2023

**Notes:**

*This Attestation of Compliance is issued according to the Great Britain legislation Electromagnetic Compatibility Regulations 2016( SI 2016 No. 1091). It confirms that the listed products complies with all essential requirements of the Regulations and applies only to the sample and its technical documentation to TMC Testing Services (Shenzhen) Co., Ltd. for testing.*

*After preparation of the necessary technical documentation (which must be kept for up 10 years after the product is placed on the GB market) as well as the UK Declaration of Conformity, the required UKCA marking can be affixed on the product. Other relevant Regulations have to be observed.*

**TMC Testing Services (Shenzhen) Co., Ltd.**

t:86-755-86642861 cert@tmc-lab.com www.tmc-lab.com

1st Floor, Block A1, Zone A, Xinshidai Gongrong Industrial Park, No. 2, Shihuan Road, Shiyuan Street, Baoan District, Shenzhen, China



Lab Director  
Vivian Jiang

**UK  
CA**



# Attestation of Compliance

**Reference No.** : LCSEA06064121EE

**Applicant** : Dongguan Yihong Hardware Electronics Co., Ltd

**Address** : Room 1106, No.2, Shangheng Road, Chang ' an Town, Dongguan

**Trade Mark** : YH

**Product** : Bluetooth 2.4G remote controller

**Model(s)** : YH-284, YH-284-1, YH-284-2, YH-284-3, YH-284-4

**Tested according to** : BS EN 55032:2015+A11:2020  
BS EN 55035:2017+A11:2020  
BS EN IEC 61000-3-2:2019+A1:2021  
BS EN 61000-3-3:2013+A2:2021

The submitted products have been tested by us with the listed standards.

This Attestation of Compliance is issued according to the UK legislation: Electromagnetic Compatibility Regulations 2016(SI 2016 No. 1091), Referred to as the UK EMC regulation. It confirms that the listed product complies with all essential requirements of the Electromagnetic Compatibility Regulations 2016(SI 2016 No. 1091) and applies only to the sample and its technical documentation submitted to Shenzhen LCS Compliance Testing Laboratory Ltd. for testing.

After preparation of the necessary technical documentation (Which must be kept for up to 10 years after the product is placed on the GB market) as well as the UK declaration of conformity, the required UKCA marking can be affixed on the product. Other relevant Regulations have to be observed.

# UK CA

**Date of issue:** June 11, 2024

