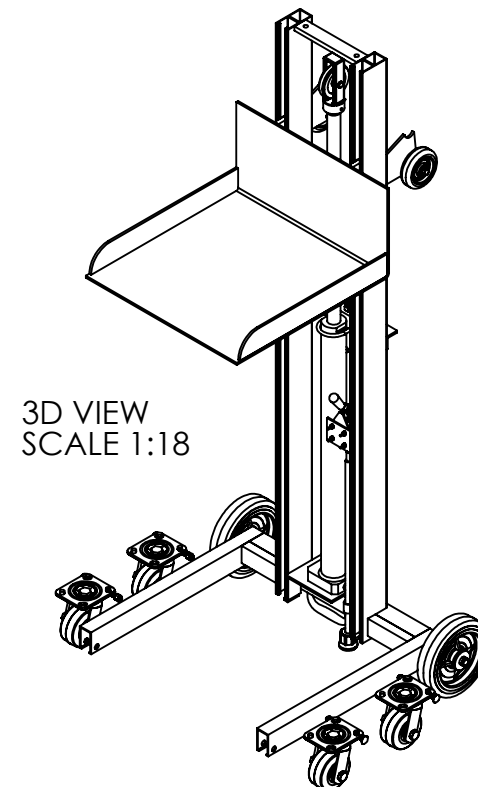
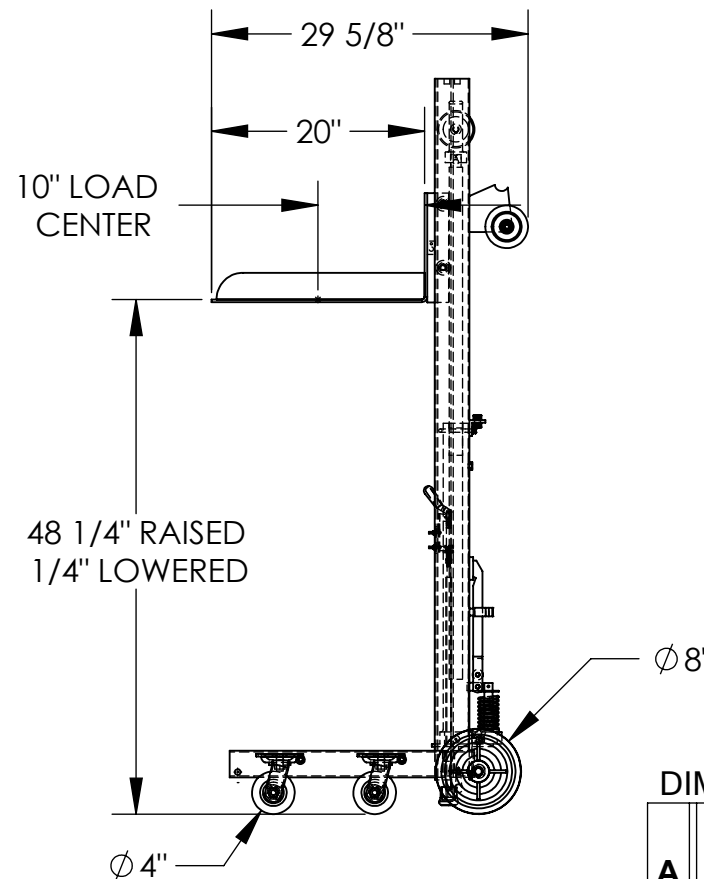
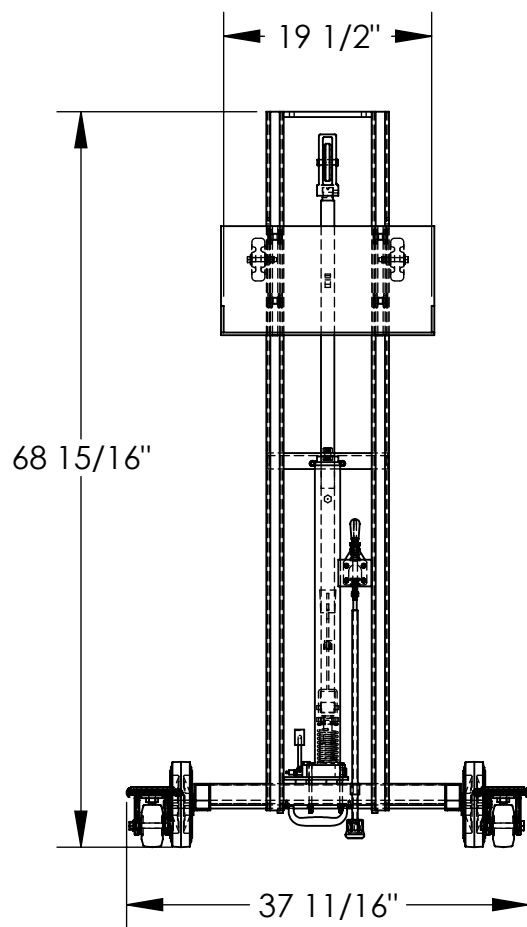


LOW PROFILE ALUMINUM LITE LOAD LIFT - ALLPH-500-4SFL

APPROX WEIGHT: 169.14 lbs.
DOES NOT INCLUDE WEIGHT OF POWER OR PACKAGING!!!

*** ANY ADDITIONS, DELETIONS, OR OMISSIONS MUST BE CORRECTED ON THIS DRAWING AS THIS DRAWING WILL BE CONSIDERED ALL INCLUSIVE ***

ALL GRAPHICS PROVIDED ARE FOR REFERENCE ONLY. IF CERTAIN DIMENSIONS ARE CRITICAL PLEASE VERIFY THOSE DIMENSIONS WITH YOUR SALESPERSON



STANDARD FEATURES

MODEL NUMBER: ALLPH-500-4SFL
CAPACITY: 400 LBS.
PLATFORM WIDTH: 19 1/2"
PLATFORM LENGTH: 20"
OVERALL WIDTH: 37 11/16"
OVERALL LENGTH: 29 5/8"
OVERALL HEIGHT: 68 15/16"
RAISED HEIGHT: 48 1/4"
LOWERED HEIGHT: 1/4"
FOOT PUMP OPERATION
ALUMINUM CONSTRUCTION

SPECIAL FEATURES

NONE

DIMENSION TOLERANCE $\pm 1/4$ "

APPROVAL

I, THE UNDERSIGNED, AGREE THAT THE PRODUCT AS REPRESENTED SATISFIES DESIGN AND DIMENSION REQUIREMENTS. I ALSO ACKNOWLEDGE MY DUTY TO CONFIRM PRODUCT AND INSTALLATION COMPLIANCE WITH ALL APPLICABLE FEDERAL, STATE AND LOCAL REGULATIONS AND STANDARDS.

ANY MODIFIED UNITS ARE NON-RETURNABLE

[] As drawn [] As marked

Signed: _____ Date: _____

Printed Name: _____

LEAD TIME WILL START UPON RECEIPT OF SIGNED APPROVAL DRAWING

FOR INTERNAL USE ONLY
PROJECT SIGN OFF

SALES	
ENG.	
FAB.	
POWER	

DISTRIBUTOR'S NAME:

VESTIL MANUFACTURING

DRAWN BY: WHR

DATE: 04/10/12

REFERENCE: X

SCALE: 1:18

QUOTED LEAD TIME: X

QUOTE #
X

P.O.# X

W.O.# X

SALES: X

FILE NAME:

42-007-017