




4




Make sure the flat side is level with the side edge of the seat frame, and the curved side faces inward.



5


Put on the sofa cover.

Suggestion: you'd better not remove the protective strip before finish putting the cover on.



6

Place the seat cushion and back cushion.



Note: The side of the grey magic cloth that is flush with the edge of the seat cushion should be facing backward.