

ASSEMBLY INSTRUCTION

ASSEMBLY TIPS:

- 1.Remove hardware from box and sort by size
- 2.Please check to see that all hardware and parts are present prior to start of assembly.
- 3.Please follow attached instructions in the same sequence as numbered to assure fast & easy assembly.



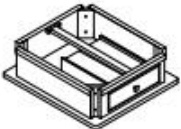


Warning !

- 1.Don't attempt to repair or modify parts that are broken or defective, Please contact the store immediately.
- 2.This product is for home use only and not intended for commercial establishment.








ASSEMBLY TIME PER UNIT: 20 MINUTES

PARTS IDENTIFICATION

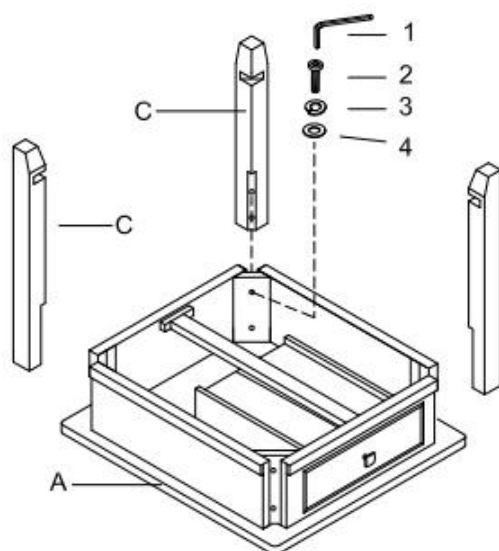
A	TOP		1PC
B	BOTTOM SHELF		1PC
C	LEG		4PCS

z HARDWARE PACKAGE

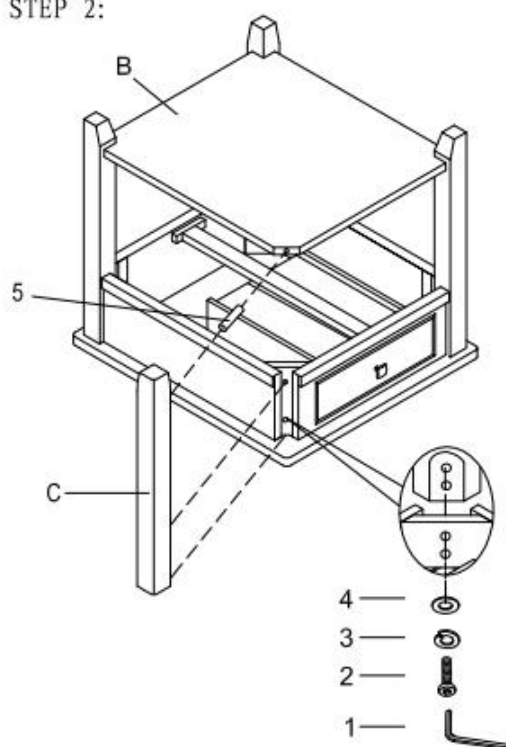
NO	DESCRIPTION	FIGURE	QTY
1	ALLEN WRENCH (4MM)		1PC
2	ALLEN BOLT (Ø1/4*2")		8PCS
3	LOCK WASHER (Ø1/4")		8PCS
4	FLAT WASHER (Ø1/4**19MM)		8PCS
5	WOOD DOWEL (Ø8*40MM)		4PCS

It needs two persons and takes about twenty minutes to assemble the item.

STEP 1:



STEP 2:



COMPLETED



ASSEMBLY INSTRUCTION


ASSEMBLY TIPS:

- 1.Remove hardware from box and sort by size
- 2.Please check to see that all hardware and parts are present prior to start of assembly.
- 3.Please follow attached instructions in the same sequence as numbered to assure fast & easy assembly.




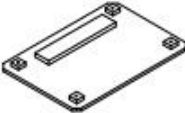

Warning !

- 1.Don't attempt to repair or modify parts that are broken or defective, Please contact the store immediately.
- 2.This product is for home use only and not intended for commercial establishment.











ASSEMBLY TIME PER UNIT: 20 MINUTES

PARTS IDENTIFICATION

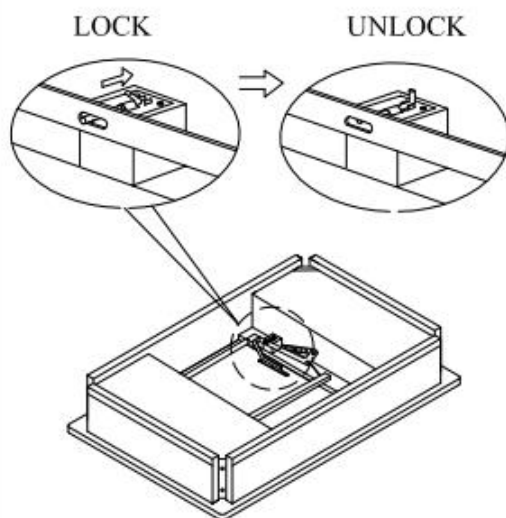
A	TOP		1PC
B	BOTTOM SHELF		1PC
C	LEG		4PCS

Z HARDWARE PACKAGE

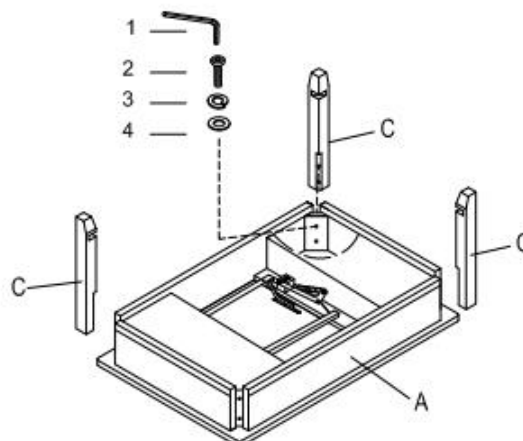
NO	DESCRIPTION	FIGURE	QTY
1	ALLEN WRENCH (4MM)		1PC
2	ALLEN BOLT (Ø1/4"2")		8PCS
3	LOCK WASHER (Ø1/4")		8PCS
4	FLAT WASHER (Ø1/4**19MM)		8PCS
5	CASTER WITH LOCK		2PCS
6	CASTER		2PCS
7	14mm		1PC
8	WOOD DOWEL (Ø8*40MM)		4PCS

It needs two persons and takes about twenty minutes to assemble the item.

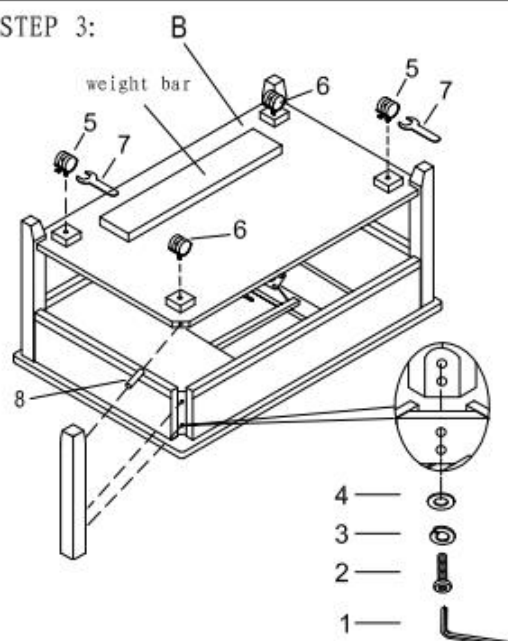
STEP 1:



STEP 2:

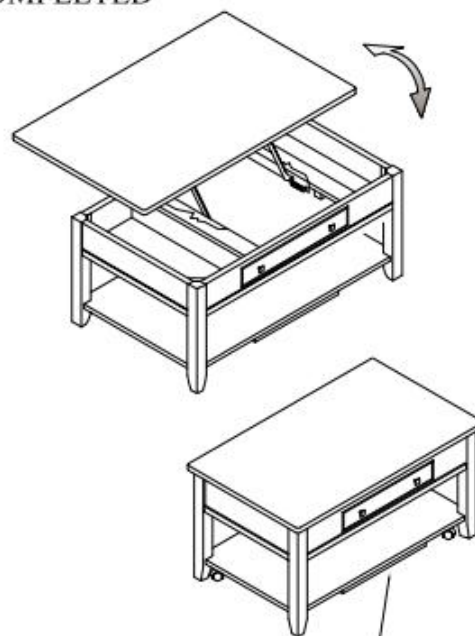


STEP 3:



please makes sure the weight bar
is located at the opposite of
lift top direction.
Do not assembled into wrong direction.

COMPLETED



Please makes sure the lower panel is
assembled on the correct side with weight
support to prevent tilting.