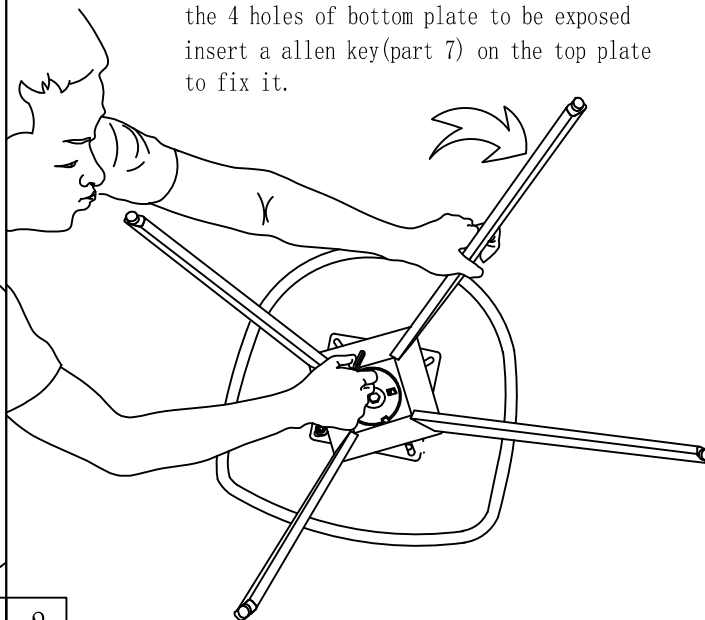
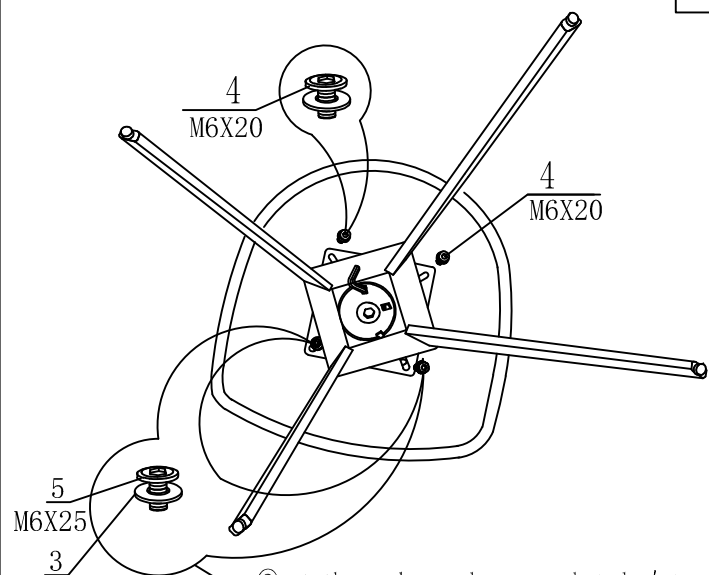


①turn over the backrest and frame ,put the plastic pad (part 6) on the position of screw holes

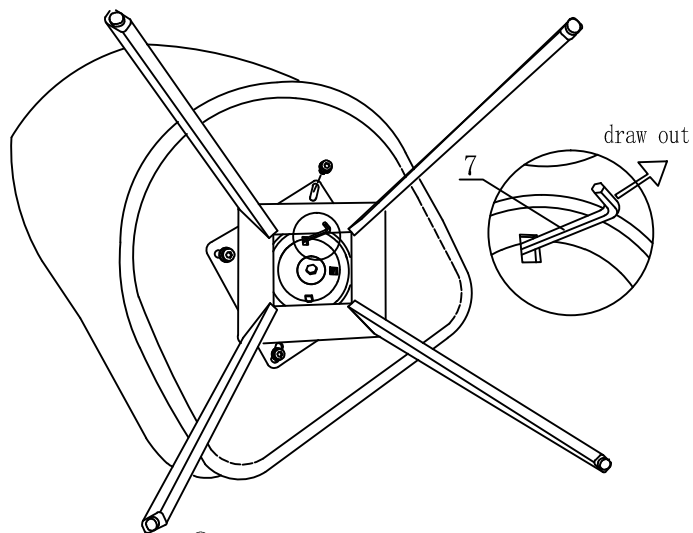


②put the frame (with turnplate) on the plastic pad(part 6),turn the plate until the 4 holes of bottom plate to be exposed insert a allen key(part 7) on the top plate to fix it.

1	2
3	4



③put the washes and screws ,but don' t tighten them



④when all the screws are in,adjust and fix them draw out the allen key(part 7)

5

⑤turn over the chair



## ASSEMBLING INSTRUCTION

7		4MM	2
6		∅18X10-∅8	2
5		M6X25	2
4		M6X20	2
3		∅13X1.2-∅6	4
2			1
1			1
Number	Description	Measurement	Pieces