

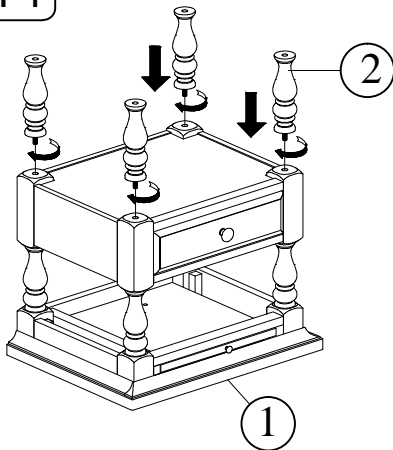
ASSEMBLY INSTRUCTION

DESCRIPTION : 1 DRAWER NIGHTSTAND

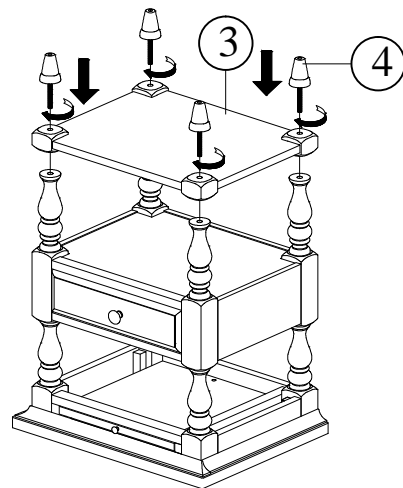
Thank you for purchasing this quality product. Be sure to check all packing material carefully for small Hardware which may have come loose inside the carton during shipment. Identify and count all Hardware and compare with the Hardware List Below.

Parts List		
No.	Description	Qty.
①	Top Nightstand	1 Pc
②	Leg	4 Pcs
③	Bottom Shelf	1 Pc
④	Bun Foot	4 Pcs

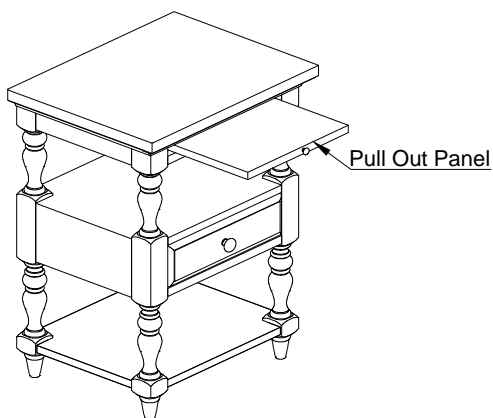
STEP 1




STEP 2



STEP 3



STEP 4



ASSEMBLY INSTRUCTION

DRAWER REMOVAL GUIDANCE

